

Dr. D. Y. PatilPratishthan's

**Dr. D. Y. Patil Institute of Master of Computer Applications**

Sector No.29, Behind Akurdi Railway Station, Pradhikaran, Nigdi, Pune – 411044

Tel No: 020-27640998, 202737393, Fax no: 27653054, Website: www.dypimca.ac.in, Email: director@dypimca.ac.in

**(Approved by AICTE, Recognized by DTE, Mah.; Affiliated to SPPU and NBA Accredited)**

**“Report of Feedback about MCA Curriculum”**

**Alumni FEEDBACK ANALYSIS (MCA Program)**

**Academic Year 2021-22**

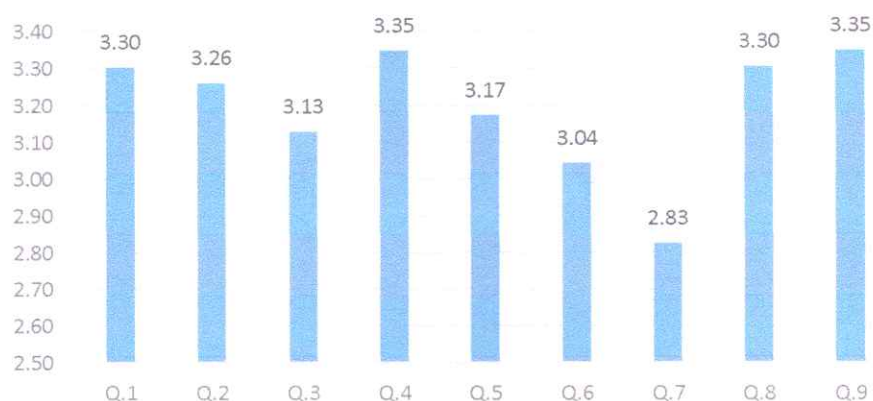
Q No.	Questions	N	Min	Max	Weighted Avg.
Q1	As Syllabus focuses on Outcome Based Education(OBE),MCA Program covers all CO's	23	2	4	3.30
Q2	College takes efforts to fill curriculum gaps.	23	2	4	3.26
Q3	Curriculum is relevant with current Industry trends.	23	1	4	3.13
Q4	External efforts taken by institute (Guest Lectures, Workshop & seminar etc)	23	1	4	3.35
Q5	Rate the MCA Curriculum of SPPU	23	1	4	3.17
Q6	When you meet students who have taken a similar programme at other Universities you feel that SPPU MCA programme	23	1	4	3.04
Q7	The functioning of the placement cell in the college	23	1	4	2.83
Q8	Rate how much you benefitted by the Sessions on Career Counselling / Personality Development / Soft skills / GD-PI Techniques	23	1	4	3.30
Q9	Infrastructure and Other Facilities	23	1	4	3.35
	<b>Average</b>				3.19



*K. Nimab*  
DIRECTOR

D. Y. Patil Institute of Master of Computer Applications and Management  
Akurdi, Pune-411 044

## Alumni Feedback Analysis about MCA curriculum



**Interpretations-** The analysis shows that the perception of Alumni about the SPPU MCA Syllabus is not satisfactory. The question no. 2 (The functioning of the placement cell in the college ) has received 2.83 weighted average on 4 point scale. This indicates the alumni perceive efforts taken by the institute to fill in the gaps between industry expectations and SPPU MCA Syllabus, to be good.




*K. Nimab*  
DIRECTOR  
D. Y. Patil Institute of Master of Computer  
Applications and Management  
Akurdi, Pune-411 044

**Frequency Tables and Charts (MCA-ALUMNI FEEDBACK 2021-22)**


As Syllabus focuses on Outcome Based Education(OBE),MCA Program covers all CO's				
		Frequency	Percent	Valid Percent
Valid	Satisfactory	1	4.35	4.35
	Good	14	60.87	60.87
	Excellent	8	34.78	34.78
	Total	23	100	100

**As Syllabus focuses on Outcome Based Education(OBE),MCA Program covers all CO's**



College takes efforts to fill curriculum gaps.				
		Frequency	Percent	Valid Percent
Valid	Satisfactory	3	13.04	13.04
	Good	11	47.83	47.83
	Excellent	9	39.13	39.13
	Total	23	100	100

**College takes efforts to fill curriculum gaps**

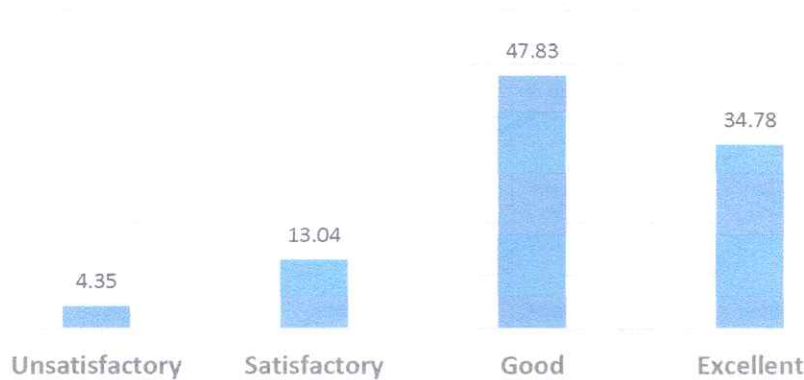


*K. N. Nimbale*  
**DIRECTOR**

D. Y. Patil Institute of Master of Computer  
Applications and Management  
Akurdi, Pune-411 044

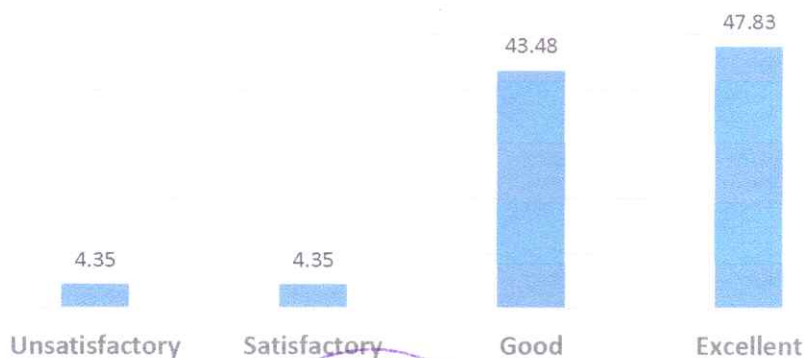
Curriculum is relevant with current Industry trends.				
		Frequency	Percent	Valid Percent
Valid	Unsatisfactory	1	4.35	4.347826087
	Satisfactory	3	13.04	13.04
	Good	11	47.83	47.83
	Excellent	8	34.78	34.78
	Total	23	100	100

Curriculum is relevant with current Industry trends



External efforts taken by institute (Guest Lectures, Workshop & seminar etc)				
		Frequency	Percent	Valid Percent
Valid	Unsatisfactory	1	4.35	4.35
	Satisfactory	1	4.35	4.35
	Good	10	43.48	43.48
	Excellent	11	47.83	47.83
	Total	23	100	100

External efforts taken by institute (Guest Lectures, Workshop & seminar etc)

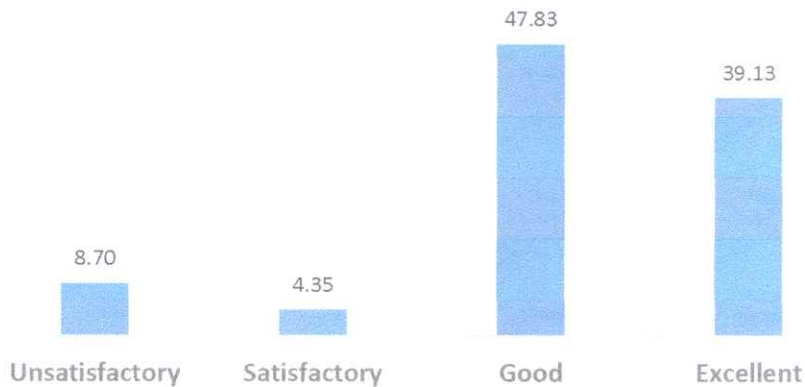


*K.N. Sonab*  
DIRECTOR

D.Y. Patil Institute of Master of Computer Applications and Management  
Akurdi, Pune-411 044

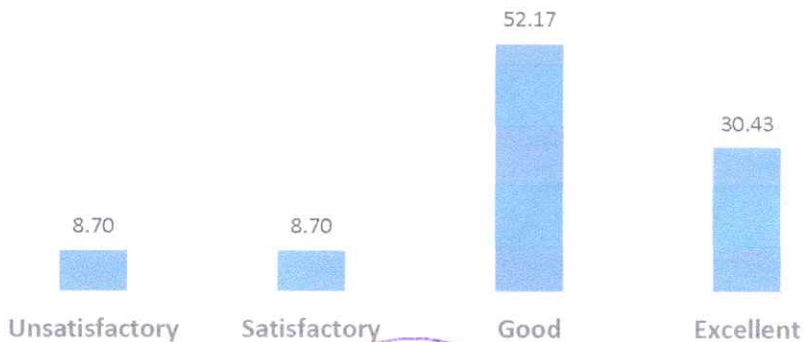
Rate the MCA Curriculum of SPPU				
		Frequency	Percent	Valid Percent
Valid	Unsatisfactory	2	8.70	8.70
	Satisfactory	1	4.35	4.35
	Good	11	47.83	47.83
	Excellent	9	39.13	39.13
	Total	23	100	100

Rate the MCA Curriculum of SPPU



When you meet students who have taken a similar programme at other Universities you feel that SPPU MCA programme				
		Frequency	Percent	Valid Percent
Valid	Unsatisfactory	2	8.70	8.70
	Satisfactory	2	8.70	8.70
	Good	12	52.17	52.17
	Excellent	7	30.43	30.43
	Total	23	100	100

When you meet students who have taken a similar programme at other Universities you feel that SPPU MCA programme



  
 DIRECTOR  
 J. Y. Patil Institute of Master of Computer  
 Applications and Management  
 Akurdi, Pune-411 044

The functioning of the placement cell in the college				
		Frequency	Percent	Valid Percent
Valid	Unsatisfactory	2	8.70	8.70
	Satisfactory	6	26.09	26.09
	Good	9	39.13	39.13
	Excellent	6	26.09	26.09
	Total	23	100	100

The functioning of the placement cell in the college



Rate how much you benefitted by the Sessions on Career Counselling / Personality Development / Soft skills / GD-PI Techniques				
		Frequency	Percent	Valid Percent
Valid	Unsatisfactory	1	4.35	4.35
	Satisfactory	1	4.35	4.35
	Good	11	47.83	47.83
	Excellent	10	43.48	43.48
	Total	23	100	100

Rate how much you benefitted by the Sessions on Career Counselling / Personality Development / Soft skills / GD-PI Techniques



*K. Nimale*  
DIRECTOR

D. Y. Patil Institute of Master of Computer Applications and Management  
Akurdi, Pune-411 044

Infrastructure and Other Facilities				
		Frequency	Percent	Valid Percent
Valid	Unsatisfactory	1	4.35	4.35
	Satisfactory	1	4.35	4.35
	Good	10	43.48	43.48
	Excellent	11	47.83	47.83
	Total	23	100	100

### Infrastructure and Other Facilities



*K. Nimab*  
**DIRECTOR**  
 D. Y. Patil Institute of Master of Compute,  
 Applications and Management  
 Akurdi, Pune-411 044

**Dr. D. Y. Patil Institute of Master of Computer Applications**

Sector No.29, Behind Akurdi Railway Station, Pradhikaran, Nigdi, Pune – 411044

Tel No: 020-27640998, 202737393. Fax no: 27653054, Website: www.dypimca.ac.in, Email: director@dypimca.ac.in

**(Approved by AICTE, Recognized by DTE, Mah.; Affiliated to SPPU and NBA Accredited)****ALUMNI FEEDBACK ANALYSIS (MBA Program)  
Academic Year 2021-22**

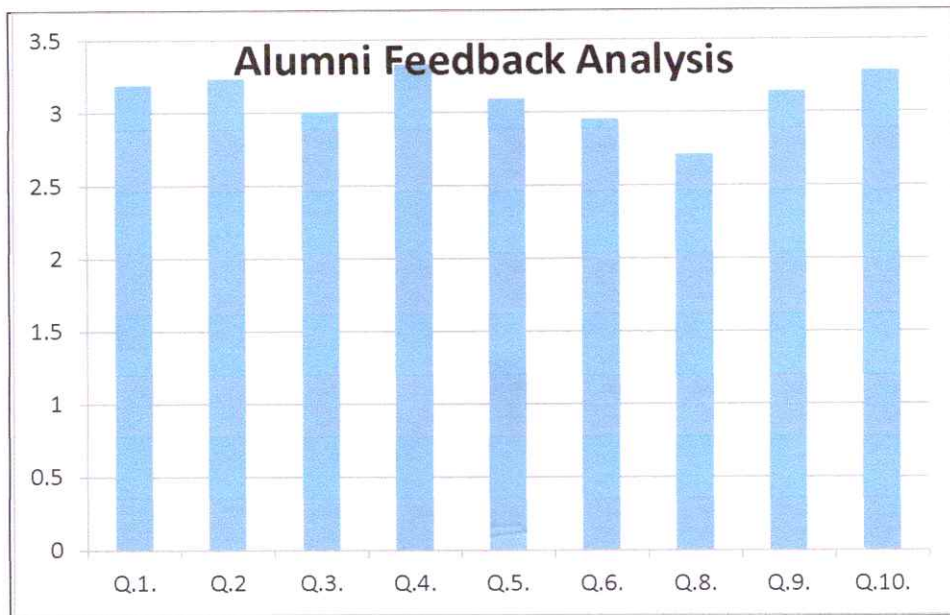
Q No.	Questions	N	Min	Max	Weighted Avg.
Q1	As Syllabus focuses on Outcome Based Education(OBE),MBA Program covers all CO's	21	2	4	3.19
Q2	College takes efforts to fill curriculum gaps	21	2	4	3.23
Q3	Curriculum is relevant with current Industry trends.	21	1	4	3
Q4	External efforts taken by institute (Guest Lectures, Workshop & seminar etc)	21	1	4	3.33
Q5	Rate the MBA Curriculum of SPPU	21	1	4	3.09
Q6	When you meet students who have taken a similar program at other Universities you feel that SPPU MBA program	21	1	4	2.95
Q8	The functioning of the placement cell in the college	21	1	4	2.71
Q9	Rate how much you benefitted by the Sessions on Career Counselling / Personality Development / Soft skills / GD-PI Techniques	21	1	4	3.14
Q10	Infrastructure and Other Facilities	21	1	4	3.28
<b>Average</b>					<b>3.10</b>



*K. N. Patil*  
**DIRECTOR**

D. Y. Patil Institute of Master of Computer  
Applications and Management  
Akurdi, Pune-411 044





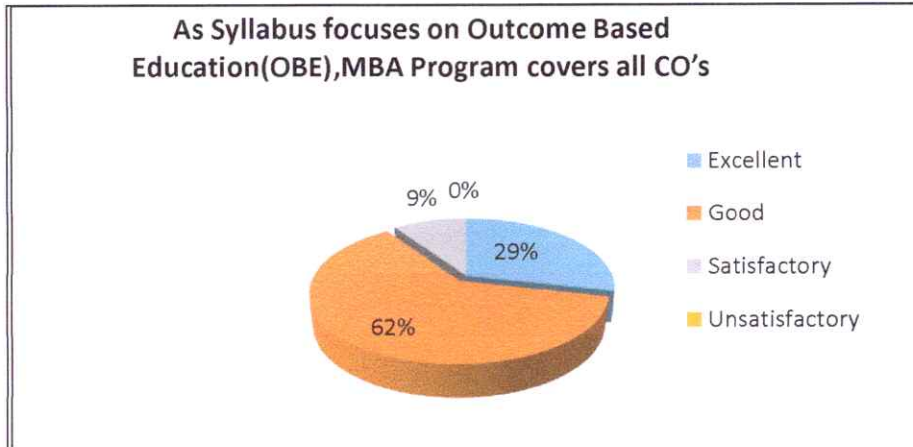
**Interpretations-** The analysis shows that the perception of alumni about the SPPU MBA Syllabus is satisfactory. The curriculum is relevant but improvements with respect to expert sessions and industry requirements are expected



*K. Nimish*  
 DIRECTOR  
 D. Y. Patil Institute of Master of Computer  
 Applications and Management  
 Akurdi, Pune-411 044

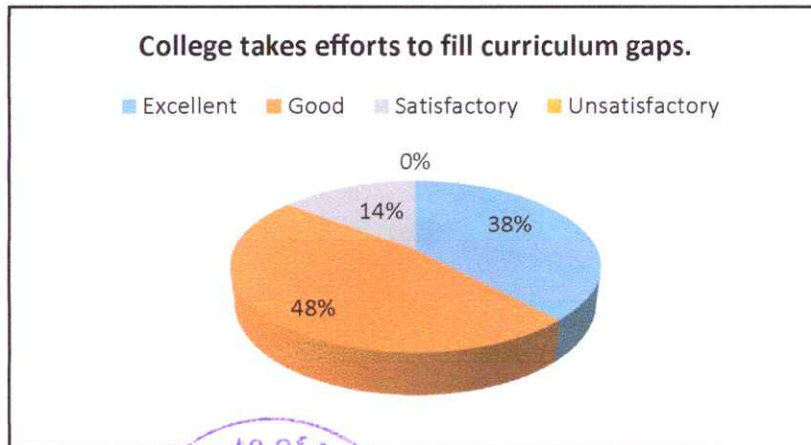
**Frequency Tables and Charts (MCA-ALUMNI FEEDBACK 2021-22)**

As Syllabus focuses on Outcome Based Education(OBE),MBA Program covers all CO's		
	Frequency	Percent
Excellent	6	28.6
Good	13	61.9
Satisfactory	2	9.5
Unsatisfactory	0	0.0
Total	21	28.6

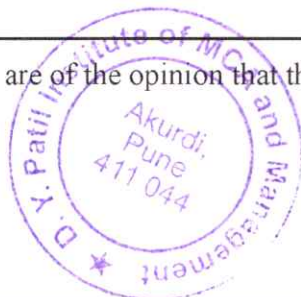


Interpretation: Alumni are satisfied with Syllabus as it focuses on Outcome Based Education (OBE), MBA Program covers all CO's

College takes efforts to fill curriculum gaps.		
	Frequency	Percent
Excellent	8	38.1
Good	10	47.6
Satisfactory	3	14.3
Unsatisfactory	0	0.0
Total	21	100

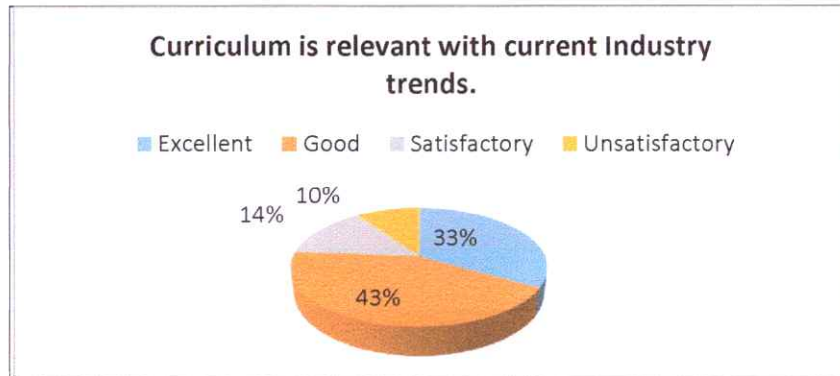


Interpretation: Alumni are of the opinion that the College takes efforts to fill curriculum gaps



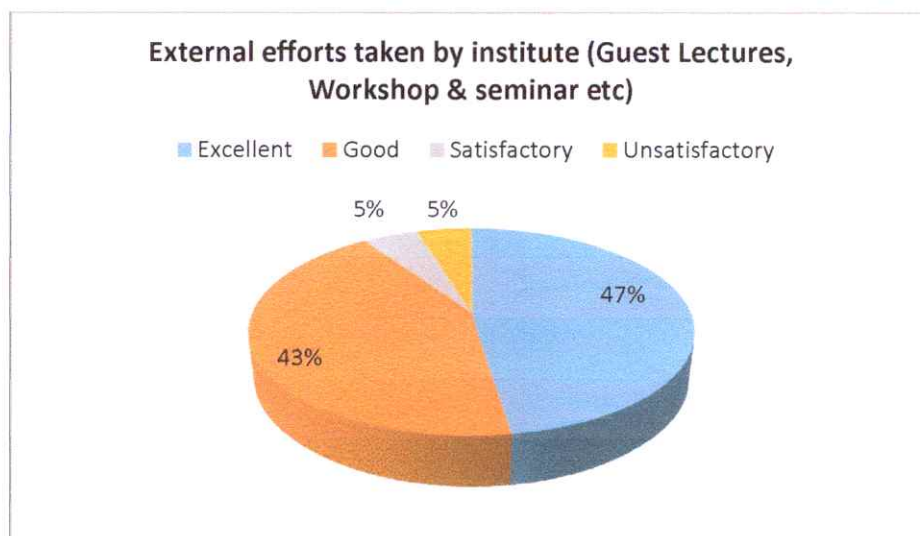
*K. N. N. N.*  
**DIRECTOR**  
 D. Y. Patil Institute of Master of Computer Applications and Management  
 Akurdi, Pune, 411 044

Curriculum is relevant with current Industry trends.		
	Frequency	Percent
Excellent	7	33.3
Good	9	42.9
Satisfactory	3	14.3
Unsatisfactory	2	9.5
Total	21	100





Interpretation: Alumni are satisfied with Curriculum as it is relevant with current Industry trends

External efforts taken by institute (Guest Lectures, Workshop & seminar etc)		
	Frequency	Percent
Excellent	10	47.6
Good	9	42.9
Satisfactory	1	4.8
Unsatisfactory	1	4.8
Total	21	100

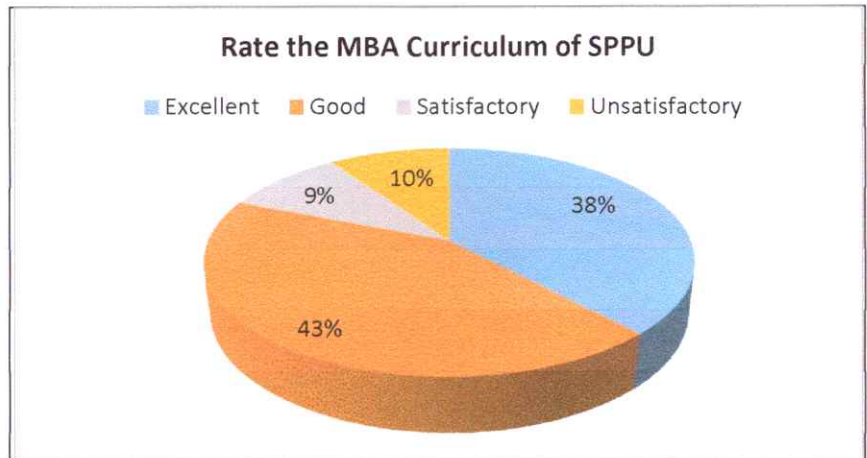


Interpretation: Alumni are satisfied with the external efforts taken by institute (Guest Lectures, Workshop & seminar etc)



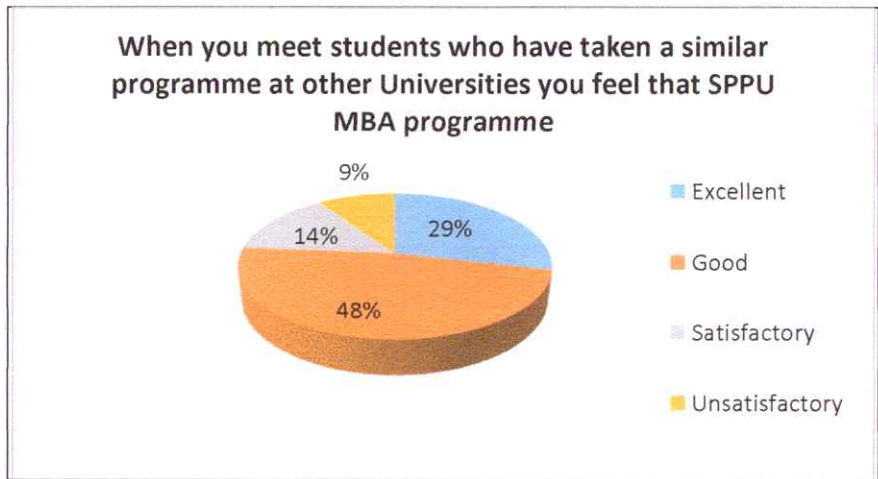
  
**DIRECTOR**  
 D. Y. Patil Institute of Master of Computer  
 Applications and Management  
 Akurdi, Pune-411 044

Rate the MBA Curriculum of SPPU		
	Frequency	Percent
Excellent	8	38.1
Good	9	42.9
Satisfactory	2	9.5
Unsatisfactory	2	9.5
Total	21	100





Interpretation: As per the above graph, alumni rate the MBA Curriculum of SPPU as good

When you meet students who have taken a similar programme at other Universities you feel that SPPU MBA programme		
	Frequency	Percent
Excellent	6	28.6
Good	10	47.6
Satisfactory	3	14.3
Unsatisfactory	2	9.5
Total	21	100

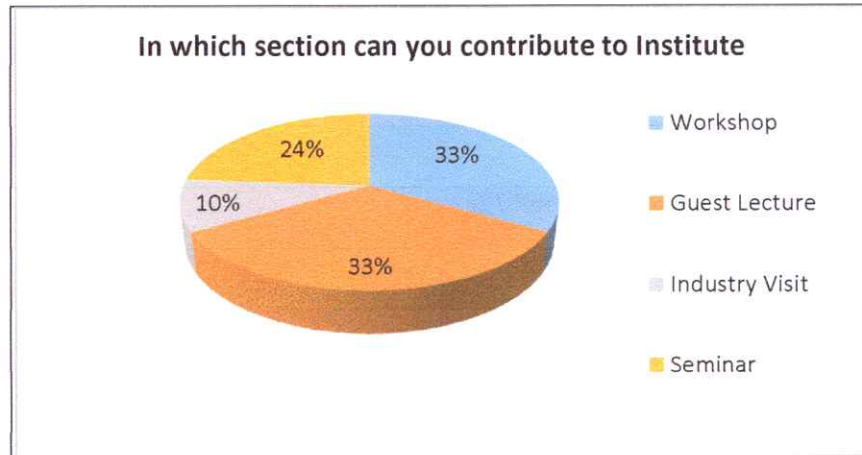


Interpretation: Alumni are of the opinion that the SPPU curriculum is equivalent and good as compared to students from other universities.



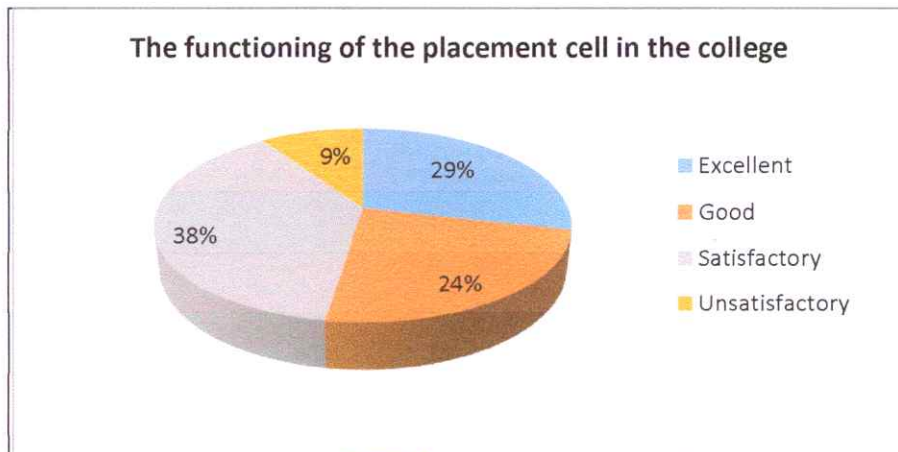
  
 K. N. Mahabadi  
 D. Y. Patil Institute of Master of Computer  
 Applications and Management  
 Akurdi, Pune-411 044

In which section can you contribute to Institute		
	Frequency	Percent
Workshop	7	33.3
Guest Lecture	7	33.3
Industry Visit	2	9.5
Seminar	5	23.8
Total	21	100



Interpretation:

The functioning of the placement cell in the college		
	Frequency	Percent
Excellent	6	28.6
Good	5	23.8
Satisfactory	8	38.1
Unsatisfactory	2	9.5
Total	21	100

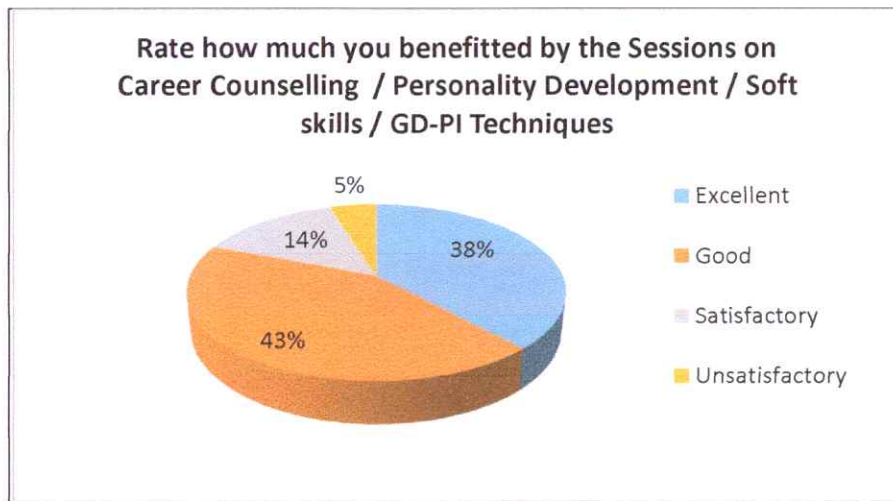


Interpretation:



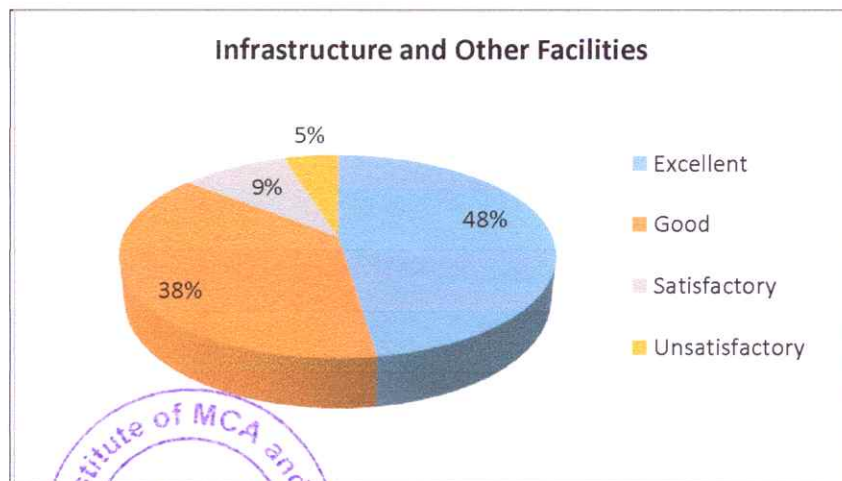
  
**DIRECTOR**  
 D. Y. Patil Institute of Master of Computer  
 Applications and Management  
 Akurdi, Pune-411 044

Rate how much you benefitted by the Sessions on Career Counselling / Personality Development / Soft skills / GD-PI Techniques		
	Frequency	Percent
Excellent	8	38.1
Good	9	42.9
Satisfactory	3	14.3
Unsatisfactory	1	4.8
Total	21	100




Interpretation:

Infrastructure and Other Facilities		
	Frequency	Percent
Excellent	10	47.6
Good	8	38.1
Satisfactory	2	9.5
Unsatisfactory	1	4.8
Total	21	100



Interpretation:



  
**DIRECTOR**  
 D. Y. Patil Institute of Master of Computer  
 Applications and Management  
 Akurdi, Pune-411 044

Dr. D. Y. PatilPratishthan's

**Dr. D. Y. Patil Institute of Master of Computer Applications**

Sector No.29, Behind Akurdi Railway Station, Pradhikaran, Nigdi, Pune – 411044

Tel No: 020-27640998, 202737393, Fax no: 27653054,Website: www.dypimca.ac.in, Email: director@dypimca.ac.in

**(Approved by AICTE, Recognized by DTE, Mah.; Affiliated to SPPU and NBA Accredited)**

**Report of Feedback about MCA Curriculum**

**EMPLOYER FEEDBACK ANALYSIS (MCA Program)**

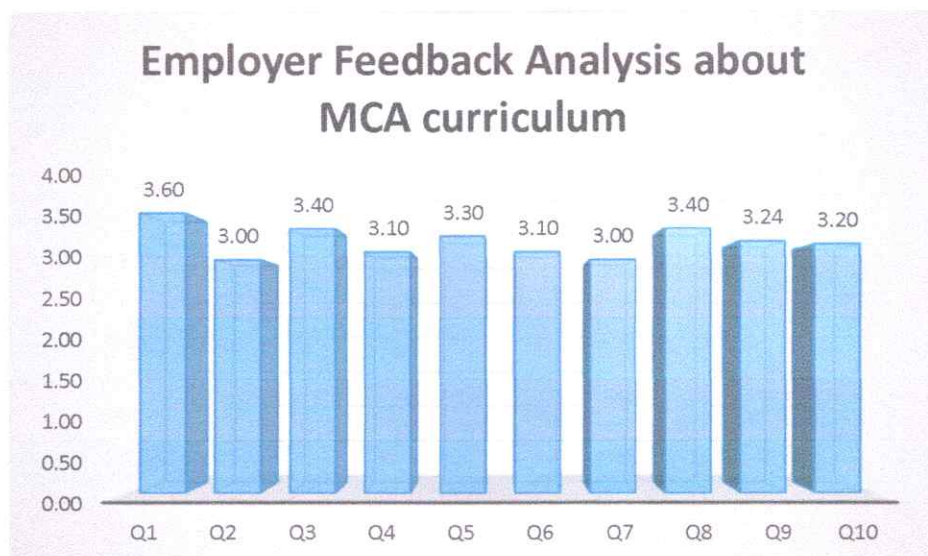
**Academic Year 2021-22**

Q No.	Questions	N	Min	Max	Weighted Avg.
Q1	How you find SPPU Syllabus of MCA?	10	3	4	3.60
Q2	Rate Technical Knowledge gained from syllabus by student	10	2	4	3.00
Q3	The curriculum meets to develop all the fundamental skills, like practical skill, technical skill, soft skill required by an industry	10	3	4	3.40
Q4	The functioning of the placement cell in the college	10	1	4	3.10
Q5	Overall rating of Syllabus	10	2	4	3.30
Q6	Technical Knowledge	10	2	4	3.10
Q7	Learning Ability	10	1	4	3.00
Q8	Communication Skills	10	3	4	3.40
Q9	Meeting Deadlines	10	1	4	3.24
Q10	Overall Performance	10	3	4	3.20
<b>Average</b>					<b>3.23</b>



*K. Nimab*  
**DIRECTOR**

D. Y. Patil Institute of Master of Computer Applications and Management  
Akurdi, Pune-411 044



**Interpretations-** The analysis shows that the perception of employer about the SPPU MCA Syllabus is not satisfactory. The question no. 2 (Rate Technical Knowledge gained from syllabus by student) has received 3.09 weighted average on 4 point scale. This indicates that employers perceive efforts taken by the institute to fill in the gaps between industry expectations and SPPU MCA Syllabus, to be good.




  
**DIRECTOR**  
 D. Y. Patil Institute of Master of Computer  
 Applications and Management  
 Akurdi, Pune-411 044


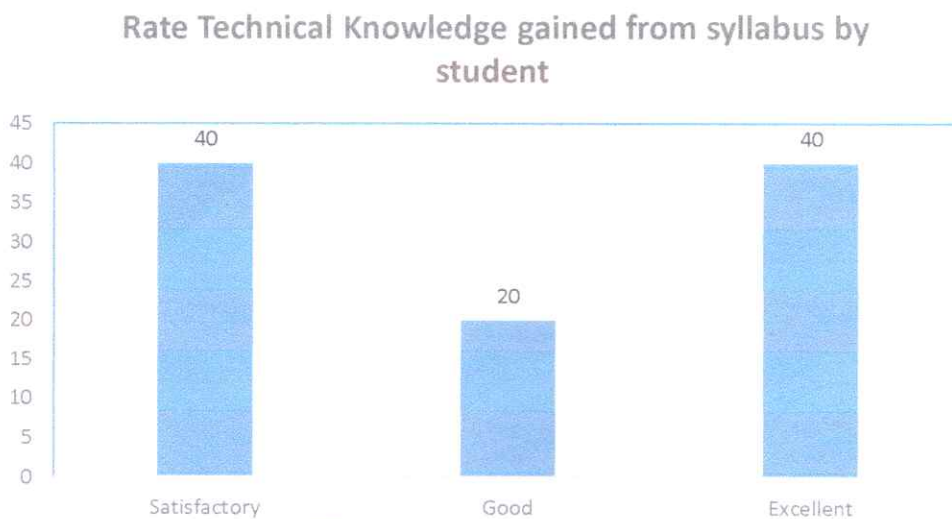


**Frequency Tables and Charts (MCA-EMPLOYER FEEDBACK 2021-22)**

How you find SPPU Syllabus of MCA?				
		Frequency	Percent	Valid Percent
Valid	Good	4	40.0	40.0
	Excellent	6	60.0	60.0
	Total	10	100.0	100.0



Rate Technical Knowledge gained from syllabus by student				
		Frequency	Percent	Valid Percent
Valid	Satisfactory	4	40	40
	Good	2	20	20
	Excellent	4	40	40
	Total	10	100	100

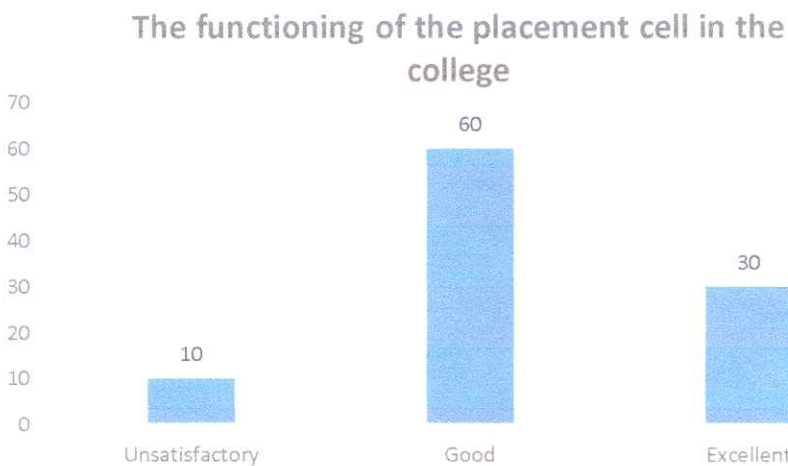


*K. Nimab*  
**DIRECTOR**  
 D. Y. Patil Institute of Master of Computer  
 Applications and Management  
 Akurdi, Pune-411 044

The curriculum meets to develop all the fundamental skills, like practical skill, technical skill, soft skill required by an industry				
		Frequency	Percent	Valid Percent
	Good	6	60	60
	Excellent	4	40	40
	Total	10	100	100




The functioning of the placement cell in the college				
		Frequency	Percent	Valid Percent
	Unsatisfactory	1	10	10
	Good	6	60	60
	Excellent	3	30	30
	Total	10	100	100



*K. Nimb*  
 DIRECTOR  
 D. Y. Patil Institute of Master of Computer  
 Applications and Management  
 Akurdi, Pune-411 044

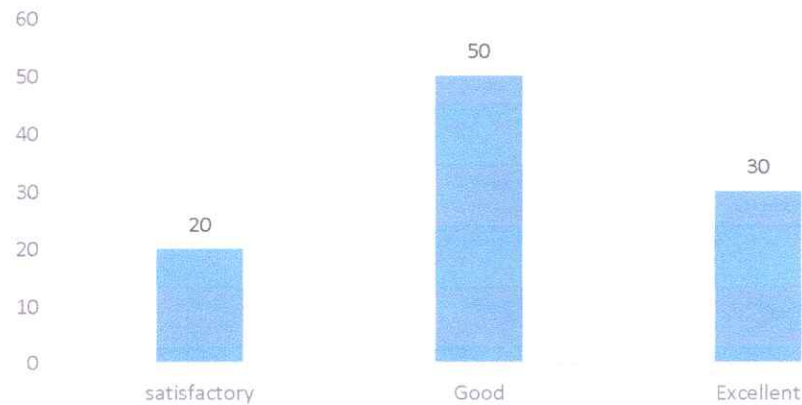
Overall rating of Syllabus			
	Frequency	Percent	Valid Percent
satisfactory	1	10	10
Good	5	50	50
Excellent	4	40	40
Total	10	100	100

Overall rating of Syllabus



Technical Knowledge			
	Frequency	Percent	Valid Percent
satisfactory	2	20	20
Good	5	50	50
Excellent	3	30	30
Total	10	100	100

Technical Knowledge




*R. Nimab*  
**DIRECTOR**  
 D. Y. Patil Institute of Master of Computer  
 Applications and Management  
 Akurdi, Pune-411 044

Learning Ability			
	Frequency	Percent	Valid Percent
Unsatisfactory	1	10	10
satisfactory	1	10	10
Good	5	50	50
Excellent	3	30	30
Total	10	100	100



Communication Skills			
	Frequency	Percent	Valid Percent
Good	6	60	60
Excellent	4	40	40
Total	10	100	100



*K. N. Nimbale*  
**DIRECTOR**  
 D. Y. Patil Institute of Master of Computer  
 Applications and Management  
 Akurdi, Pune-411 044

Meeting Deadlines			
	Frequency	Percent	Valid Percent
Unsatisfactory	1	10	10
satisfactory	2	20	20
Good	4	40	40
Excellent	3	30	30
Total	10	100	100



Overall Performance			
	Frequency	Percent	Valid Percent
satisfactory	2	20	20
Good	4	40	40
Excellent	4	40	40
Total	10	100	100



*K. Nimole*  
**DIRECTOR**  
 D. Y. Patil Institute of Master of Computer  
 Applications and Management  
 Akurdi, Pune-411 044

**Dr. D. Y. Patil Institute of Master of Computer Applications**

Sector No.29, Behind Akurdi Railway Station, Pradhikaran, Nigdi, Pune – 411044

Tel No: 020-27640998, 202737393, Fax no: 27653054, Website: www.dypimca.ac.in, Email: director@dypimca.ac.in

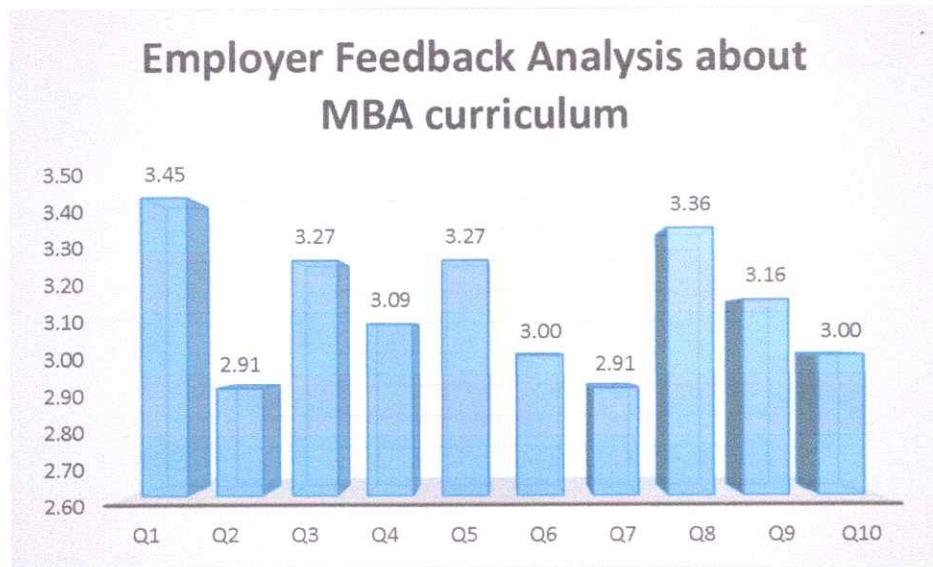
**(Approved by AICTE, Recognized by DTE, Mah.; Affiliated to SPPU and NBA Accredited)**

**EMPLOYER FEEDBACK ANALYSIS (MBA Program)  
Academic Year 2021-22**

Q No.	Questions	N	Min	Max	Weighted Avg.
Q1	How you find SPPU Syllabus of MBA?	11	3	4	3.45
Q2	Rate Technical Knowledge gained from syllabus by student	11	2	4	2.91
Q3	The curriculum meets to develop all the fundamental skills, like practical skill, technical skill, soft skill required by an industry	11	3	4	3.27
Q4	The functioning of the placement cell in the college	11	1	4	3.09
Q5	Overall rating of Syllabus	11	3	4	3.27
Q6	Technical Knowledge	11	2	4	3.00
Q7	Learning Ability	11	1	4	2.91
Q8	Communication Skills	11	3	4	3.36
Q9	Meeting Deadlines	11	1	4	3.16
Q10	Overall Performance	11	2	4	3.00
<b>Average</b>					<b>3.14</b>



  
**DIRECTOR**  
D. Y. Patil Institute of Master of Computer  
Applications and Management  
Akurdi, Pune-411 044



**Interpretations-** The analysis shows that the perception of employer about the SPPU MBA Syllabus is not satisfactory. The question no. 2 (Rate Technical Knowledge gained from syllabus by student) has received 3.09 weighted average on 4 point scale. This indicates that employers perceive efforts taken by the institute to fill in the gaps between industry expectations and SPPU MBA Syllabus, to be good.

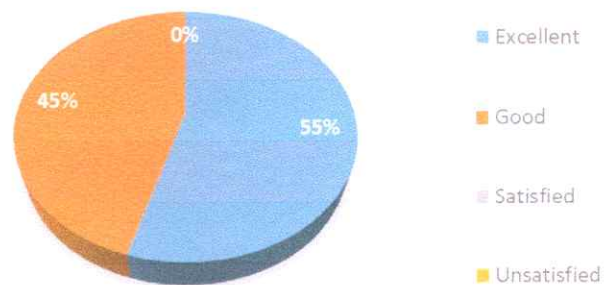


  
**K. Nimas**  
 DIRECTOR  
 D. Y. Patil Institute of Master of Computer  
 Applications and Management  
 Akurdi, Pune-411 044

## Frequency Tables and Charts (MBA-EMPLOYER FEEDBACK 2021-22)

How you find SPPU Syllabus of MBA?		
	Frequency	Percentage
Excellent	6	54.5
Good	5	45.5
Satisfied	0	0.0
Unsatisfied	0	0.0
Total	11	100

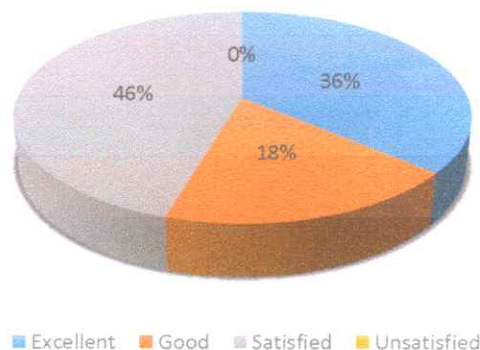
### How you find SPPU Syllabus of MBA?



Interpretation: As per above table, the MBA syllabus is satisfying the perception of employer; whereas in other words, the MBA syllabus is good for students.

Rate Technical Knowledge gained from syllabus by student		
	Frequency	Percentage
Excellent	4	36.4
Good	2	18.2
Satisfied	5	45.5
Unsatisfied	0	0.0
Total	11	100

### Rate Technical Knowledge gained from syllabus by student



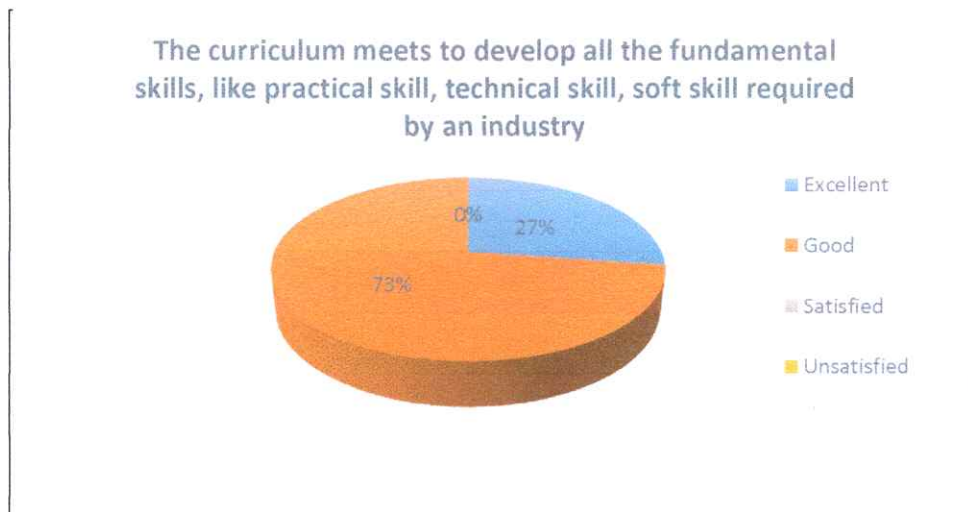
*K. Nimish*  
DIRECTOR

U. Y. Pawar Institute of Master of Computer  
Applications and Management  
Akurdi, Pune-411 044



Interpretation: As per above table, students gained 36% technical knowledge through the syllabus. Further, it can be said that more than 90% technical knowledge are gaining by the students through current syllabus.

The curriculum meets to develop all the fundamental skills, like practical skill, technical skill, soft skill required by an industry		
	Frequency	Percentage
Excellent	3	27.3
Good	8	72.7
Satisfied	0	0.0
Unsatisfied	0	0.0
Total	11	100



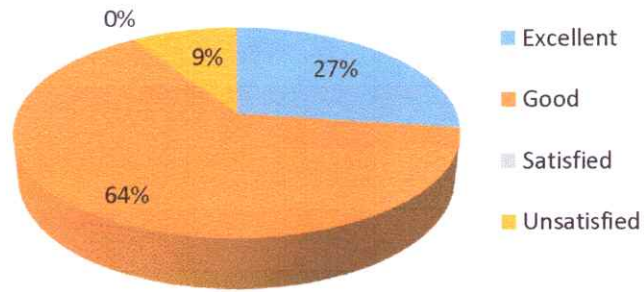
Interpretation: As per the table & chart, the current curriculum meets the fundamental skills including practice skill, technical skill, and soft skill act. Meanwhile, the current curriculum satisfying 100% to the students.

The functioning of the placement cell in the college		
	Frequency	Percentage
Excellent	3	27.3
Good	7	63.6
Satisfied	0	0.0
Unsatisfied	1	9.1
Total	11	100



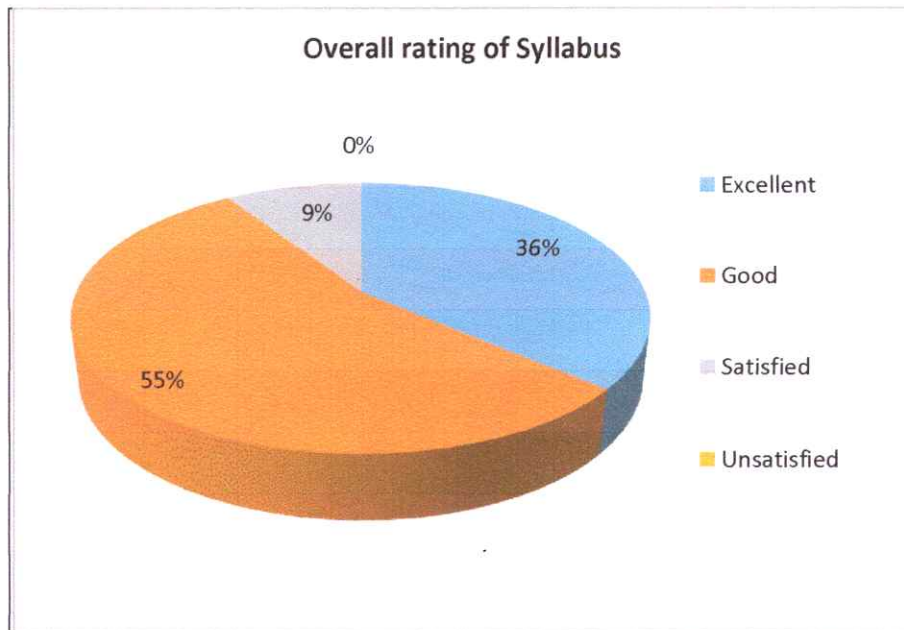
*K. Nimale*  
**DIRECTOR**  
 D. Y. Patil Institute of Master of Computer  
 Applications and Management  
 Akurdi, Pune-411 044

### The functioning of the placement cell in the college



Interpretation: As per the above chart, students placement is good whereas it satisfying in which around 90% students are getting placed.

Overall rating of Syllabus		
	Frequency	Percentage
Excellent	4	36.4
Good	6	54.5
Satisfied	1	9.1
Unsatisfied	0	0.0
Total	11	100

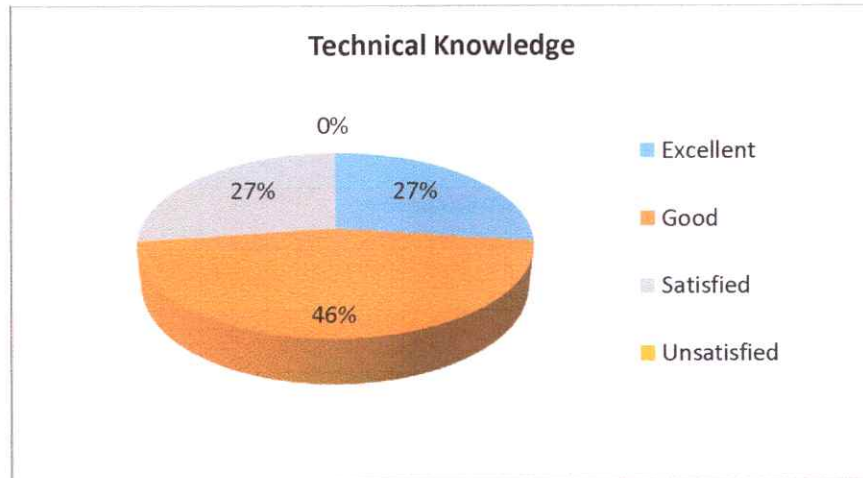


Interpretation: As per the above table, the syllabus is good for students and the same satisfying the students with content.



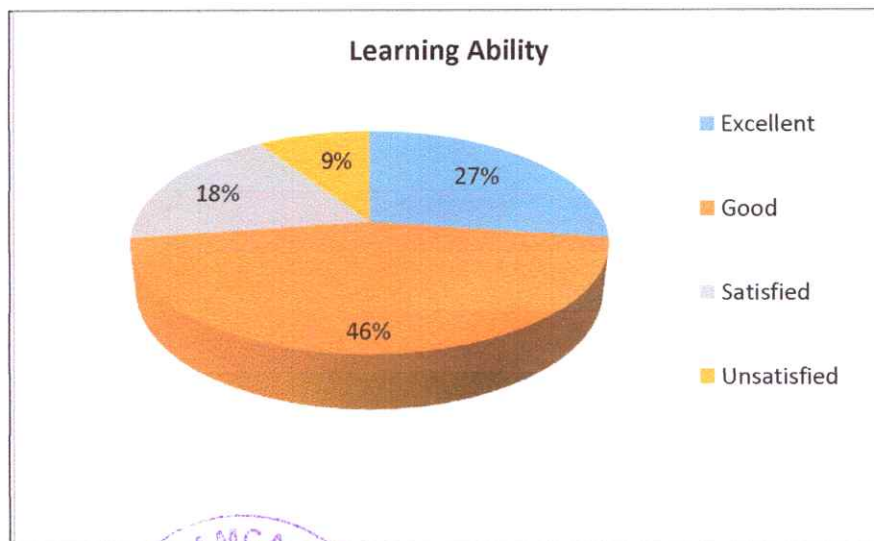
*K. Nimas*  
**DIRECTOR**  
 D. Y. Patil Institute of Master of Computer  
 Applications and Management  
 Akurdi, Pune-411 044

Technical Knowledge		
	Frequency	Percentage
Excellent	3	27.3
Good	5	45.5
Satisfied	3	27.3
Unsatisfied	0	0.0
Total	11	100



Interpretation: As per the above chart, students are able to get more technical knowledge while it is more 80%.

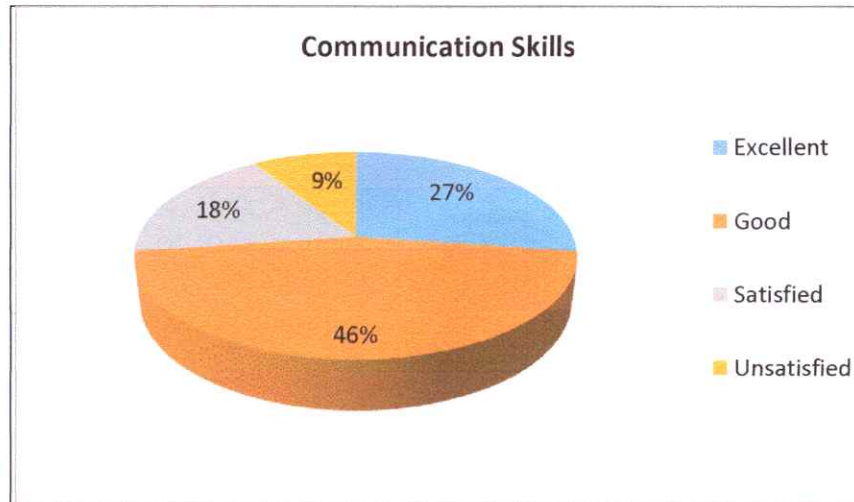
Learning Ability		
	Frequency	Percentage
Excellent	3	27.3
Good	5	45.5
Satisfied	2	18.2
Unsatisfied	1	9.1
Total	11	100



  
**DIRECTOR**  
 D. Y. Patil Institute of Master of Computer  
 Applications and Management  
 Akurdi, Pune-411 044

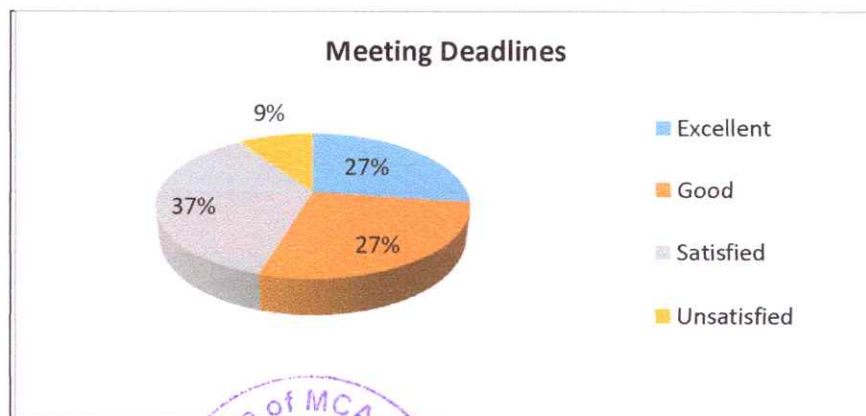
Interpretation: As per the above table, more than 90% students are representing the learning ability to learn.

Communication Skills		
	Frequency	Percentage
Excellent	3	27.3
Good	5	45.5
Satisfied	2	18.2
Unsatisfied	1	9.1
Total	11	100



Interpretation: As per the above table, more than 90% students are representing the good communication skill.

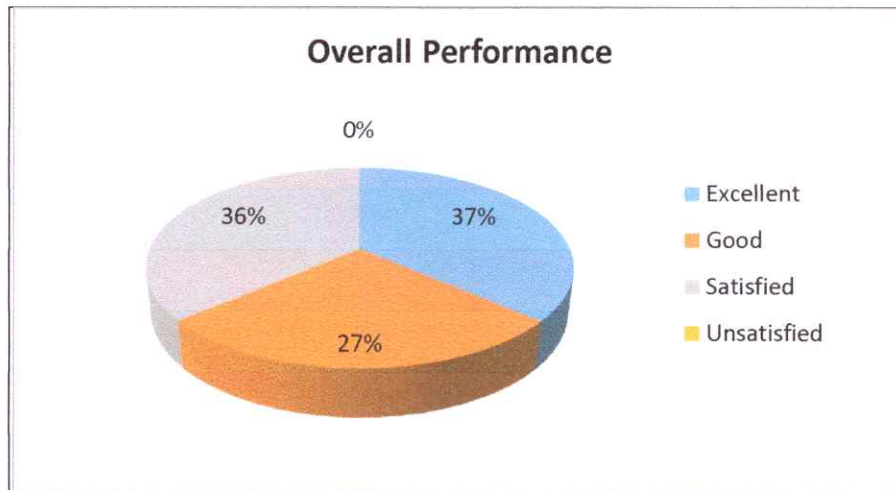
Meeting Deadlines		
	Frequency	Percentage
Excellent	3	27.3
Good	3	27.3
Satisfied	4	36.4
Unsatisfied	1	9.1
Total	11	100



*K. N. N. N.*  
**DIRECTOR**  
 D. Y. Patil Institute of Master of Computer  
 Applications and Management  
 Akurdi, Pune-411 044

Interpretation: As per the above table, work has been completed on time, meanwhile students are having positive approach to finish the given assignment.

Overall Performance		
	Frequency	Percentage
Excellent	4	36.4
Good	3	27.3
Satisfied	4	36.4
Unsatisfied	0	0.0
Total	11	100



Interpretation: As per the above table, overall performance is good.

**Dr. Shalaka Parker**  
Dean MBA



  
**Dr. K. Nirmla**  
**Director**

D. Y. Patil Institute of Master of Computer  
Applications and Management  
Akurdi, Pune-411 044

Dr. D. Y. Patil Pratishthan's

## Dr. D. Y. Patil Institute of Master of Computer Applications

Sector No.29, Behind Akurdi Railway Station, Pradhikaran, Nigdi, Pune – 411044

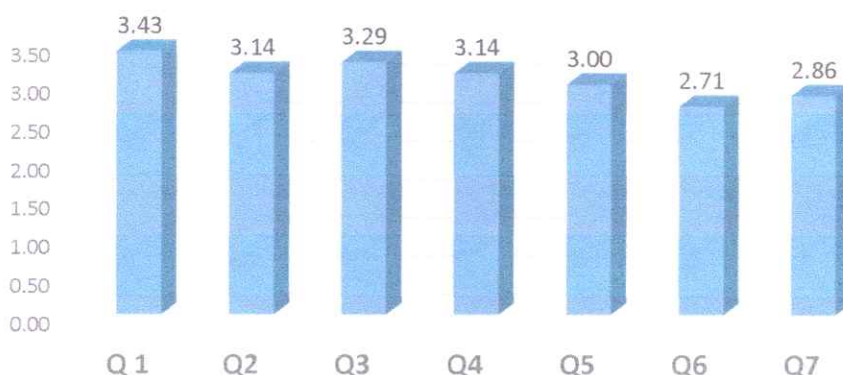
Tel No: 020-27640998, 202737393, Fax no: 27653054, Website: www.dypimeca.ac.in, Email: director@dypimeca.ac.in

(Approved by AICTE, Recognized by DTE, Mah.; Affiliated to SPPU and NBA Accredited)

### Teacher FEEDBACK ANALYSIS (MCA Program) Academic Year 2021-22

Sr.No.	Parameter	Contents	N	Min	Max	Weighted Avg.
1	Q1	Depth of the course content including projects, practical	7	3	4	3.43
2	Q2	Sufficient numbers of prescribed books and resource material are available in the library.	7	2	4	3.14
3	Q3	The syllabus has balance between theory and application.	7	3	4	3.29
4	Q4	The curriculum meets to develop all the fundamental and a practical skills	7	2	4	3.14
5	Q5	The extent to adopt new techniques/ strategies of teaching such as Seminar, workshop, presentation and learners participants.	7	2	4	3.00
6	Q6	Encouragement from Institute to faculties to participate in FDPs/Syllabus revision workshops	7	2	3	2.71
7	Q7	Institute initiative for organizing extension and research activity.	7	2	4	2.86
Average						3.02

### Teacher Feedback Analysis about MCA curriculum



*K. Nimrod*  
DIRECTOR

D. Y. Patil Institute of Master of Computer  
Applications and Management  
Akurdi, Pune-411 044

### **Interpretations-**

As the average of Teacher feedback about syllabus is 3.02 on the scale of 4 points, it is assumed that teacher's perception about syllabus is not so good. It is also observed through analysis that the aims and objectives of syllabi are not well defined and clear to teachers and students and this was communicated through BOS chairman. For bridging the gaps between syllabus and industry seminars, guest lectures, Expert session were conducted on regular basis.



  
**DIRECTOR**  
D. Y. Patil Institute of Master of Computer  
Applications and Management  
Akurdi, Pune-411 044

**Frequency Tables and Charts (MCA-Teacher FEEDBACK 2021-22)**


Depth of the course content including projects, practical				
		Frequency	Percent	Valid Percent
Valid	Good	4	57.14	57.14
	Excellent	3	42.86	42.86
	Total	7	100	100

**Depth of the course content including projects, practical**



Sufficient numbers of prescribed books and resource material are available in the library.				
		Frequency	Percent	Valid Percent
Valid	Satisfactory	1	14.29	14.29
	Good	4	57.14	57.14
	Excellent	2	28.57	28.57
	Total	7	100	100

**Sufficient numbers of prescribed books and resource material are available in the library**




*(Signature)*  
**DIRECTOR**

D. Y. Patil Institute of Master of Computer  
Applications and Management  
Akurdi, Pune-411 044




The syllabus has balance between theory and application				
		Frequency	Percent	Valid Percent
Valid	Good	5	71.43	71.43
	Excellent	2	28.57	28.57
	Total	7	100	100

The syllabus has balance between theory and application



The curriculum meets to develop all the fundamental and a practical skills				
		Frequency	Percent	Valid Percent
Valid	Satisfactory	1	14.29	14.29
	Good	4	57.14	57.14
	Excellent	2	28.57	28.57
	Total	7	100	100


The curriculum meets to develop all the fundamental and a practical skills



*K. N. N. N.*  
**DIRECTOR**  
 D. Y. Patil Institute of Master of Computer  
 Applications and Management  
 Akurdi, Pune-411 044

The extent to adopt new techniques/ strategies of teaching such as Seminar, workshop, presentation and learners participants.				
		Frequency	Percent	Valid Percent
Valid	Satisfactory	1	14.29	14.29
	Good	5	71.43	71.43
	Excellent	1	14.29	14.29
	Total	7	100	100

The extent to adopt new techniques/ strategies of teaching such as Seminar, workshop, presentation and learners participants



Encouragement from Institute to faculties to participate in FDPs/Syllabus revision workshops				
		Frequency	Percent	Valid Percent
Valid	Satisfactory	2	28.57	28.57
	Good	5	71.43	71.43
	Total	7	100	100


Encouragement from Institute to faculties to participate in FDPs/Syllabus revision workshops



*K. Nimob*  
 DIRECTOR  
 D. Y. Patil Institute of Master of Computer  
 Applications and Management  
 Akurdi, Pune-411 044

Institute initiative for organizing extension and research activity.				
		Frequency	Percent	Valid Percent
Valid	Satisfactory	2	28.57	28.57
	Good	4	57.14	57.14
	Excellent	1	14.29	14.29
	Total	7	100	100

Institute initiative for organizing extension and research activity



*K. Nimrod*  
**DIRECTOR**  
 D. Y. Patil Institute of Master of Computer  
 Applications and Management  
 Akurdi, Pune-411 044

Dr. D. Y. PatilPratishthan's

**Dr. D. Y. Patil Institute of Master of Computer Applications**

Sector No.29, Behind Akurdi Railway Station, Pradhikaran, Nigdi, Pune – 411044

Tel No: 020-27640998, 202737393, Fax no: 27653054, Website: www.dypimca.ac.in, Email: director@dypimca.ac.in

**(Approved by AICTE, Recognized by DTE, Mah.; Affiliated to SPPU and NBA Accredited)**

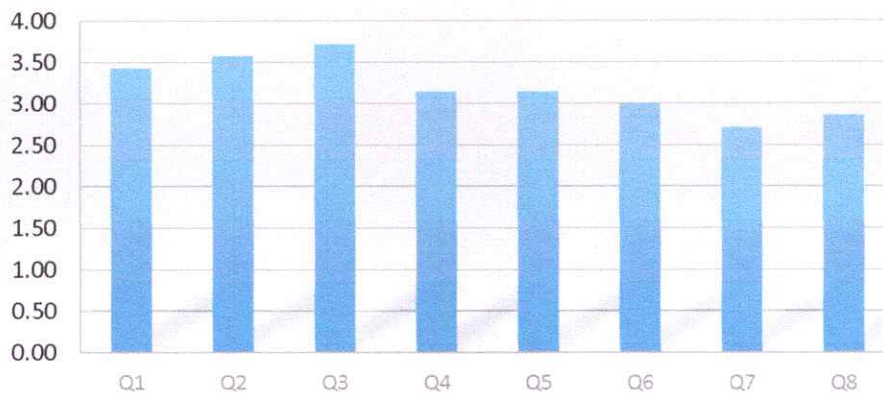
**FACULTY FEEDBACK ANALYSIS (MBA Program)  
Academic Year 2021-22**

Q No.	Questions	N	Min	Max	Weighted Avg.
Q1	Aims and Objective of the syllabi are well defined and clear to teachers and students.	7	3	4	3.43
Q2	Depth of the course content including projects, practical	7	3	4	3.57
Q3	Sufficient numbers of prescribed books and resource material are available in the library.	7	3	4	3.71
Q4	The syllabus has balance between theory and application.	7	3	4	3.14
Q5	The curriculum meets to develop all the fundamental and a practical skills as per	7	3	4	3.14
Q6	The extent to adopt new techniques/ strategies of teaching such as Seminar, workshop, presentation and learners participants.	7	2	4	3
Q7	Encouragement from Institute for facilities to participate in FDPS/Syllabus revision workshops	7	2	3	2.71
Q8	Institute initiative for organizing extension and research activity.	7	2	4	2.86
<b>Average</b>					<b>3.10</b>



  
**DIRECTOR**  
D. Y. Patil Institute of Master of Computer  
Applications and Management  
Akurdi, Pune-411 044

## Faculty Feedback Analysis about MBA curriculum



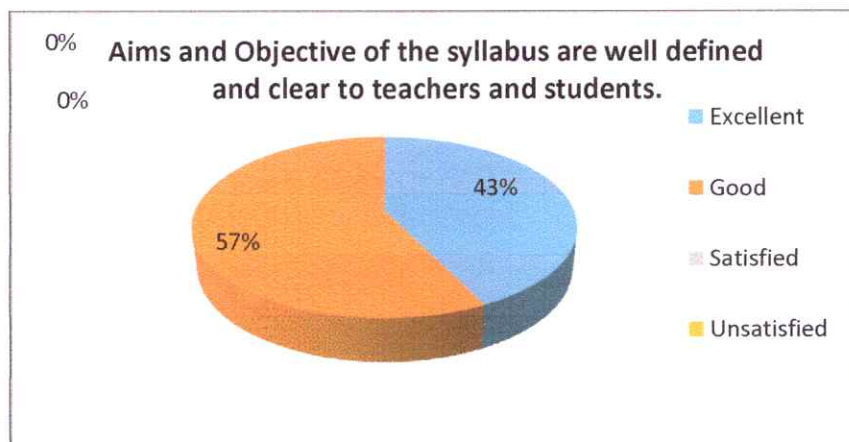
**Interpretations-** The analysis shows that the perception of Teachers about the SPPU MBA Syllabus is satisfactory. The question no. 2 (Rate Technical Knowledge gained from syllabus by student) has received 3.09 weighted average on 4 point scale. This indicates that employers perceive efforts taken by the institute to fill in the gaps between industry expectations and SPPU MBA Syllabus, to be good.



  
DIRECTOR  
D. Y. Patil Institute of Master of Computer  
Applications and Management  
Akurdi, Pune-411 044

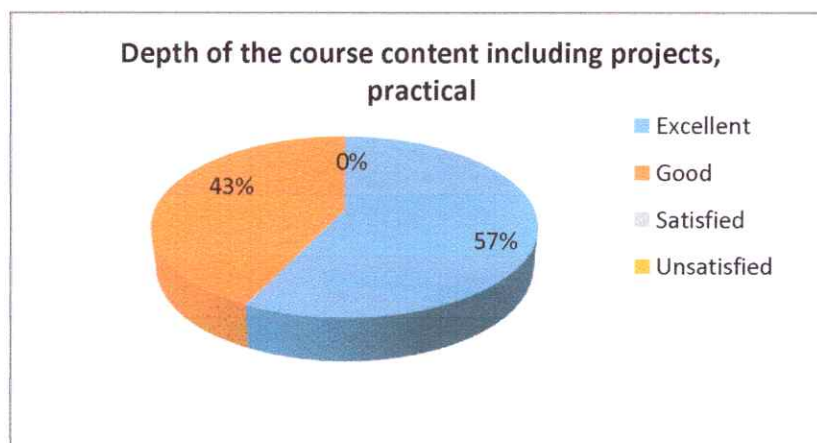
### Frequency Tables and Charts (MBA-Faculty FEEDBACK 2021-22)

Aims and Objective of the syllabus are well defined and clear to teachers and students.		
	Frequency	Percentage
Excellent	3	42.9
Good	4	57.1
Satisfied	0	0.0
Unsatisfied	0	0.0
Total	7	100.0



Interpretation: As per the above table, 100% respondents are with that the aim & objectives of the syllabus are well defined.

Depth of the course content including projects, practical		
	Frequency	Percentage
Excellent	4	57.1
Good	3	42.9
Satisfied	0	0.0
Unsatisfied	0	0.0
Total	7	100.0

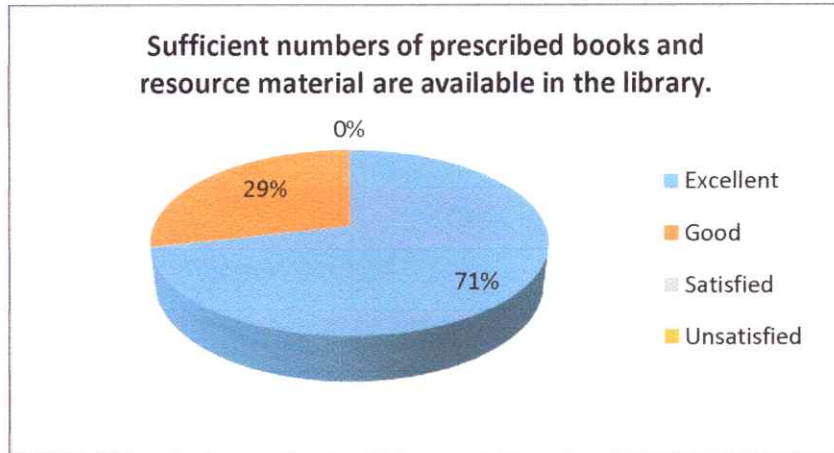


Interpretation: As per above table, the content of syllabus (including project & practical) are excellent meanwhile 43% respondents agreed and given remark on excellent.



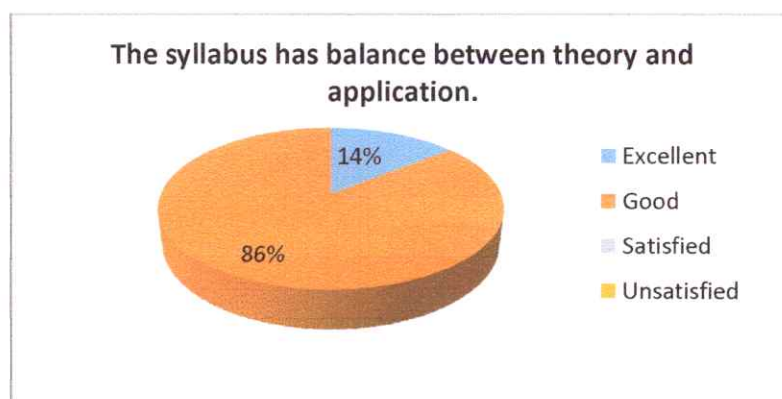
*R. Nimas*  
**DIRECTOR**  
 D. Y. Patil Institute of Master of Computer  
 Applications and Management  
 Akurdi, Pune-411 044

Sufficient numbers of prescribed books and resource material are available in the library.		
	Frequency	Percentage
Excellent	5	71.4
Good	2	28.6
Satisfied	0	0.0
Unsatisfied	0	0.0
Total	7	100.0

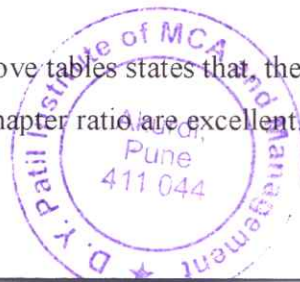



Interpretation: The above table reveals that good number of books available in library. Whereas, these offline resources are helpful to students in their study meanwhile modern books provide deep sense of knowledge.

The syllabus has balance between theory and application.		
	Frequency	Percentage
Excellent	1	14.3
Good	6	85.7
Satisfied	0	0.0
Unsatisfied	0	0.0
Total	7	100.0

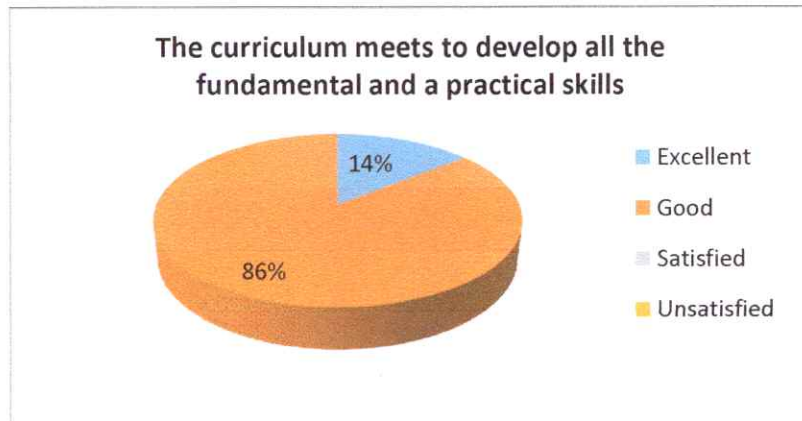


Interpretation: The above tables states that the syllabus has plenty of chapters in which theory and practical chapter ratio are excellent.



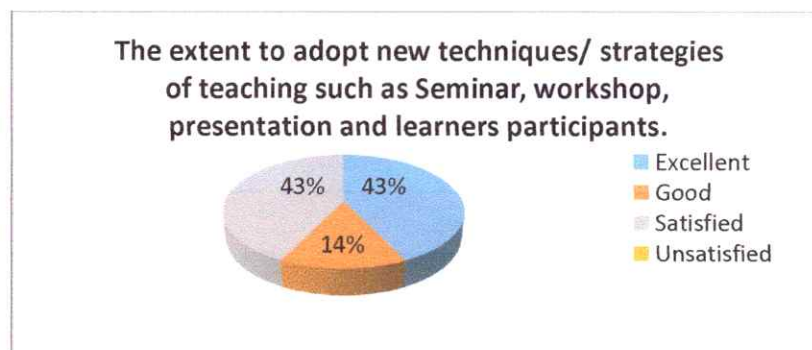
  
 DIRECTOR  
 J. Y. Patil Institute of Master of Computer  
 Applications and Management  
 Akurdi, Pune 411 044

The curriculum meets to develop all the fundamental and a practical skills		
	Frequency	Percentage
Excellent	1	14.3
Good	6	85.7
Satisfied	0	0.0
Unsatisfied	0	0.0
Total	7	100.0





Interpretation: The above chart represents that 86% curriculum is able to develop the fundamental and practical skills of the students.

The extent to adopt new techniques/ strategies of teaching such as Seminar, workshop, presentation and learners participants.		
	Frequency	Percentage
Excellent	3	42.9
Good	1	14.3
Satisfied	3	42.9
Unsatisfied	0	0.0
Total	7	100.0



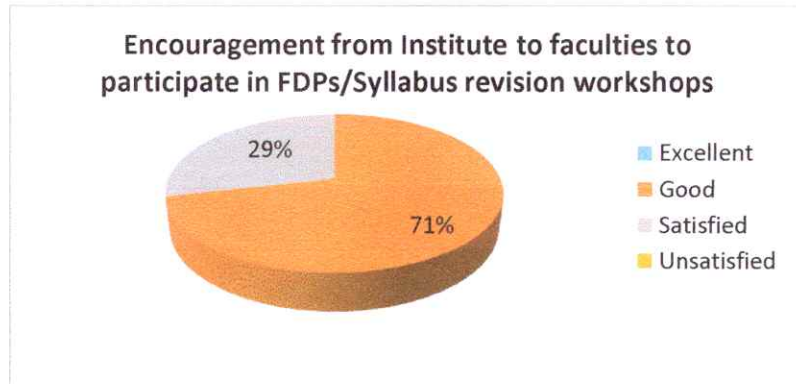
Interpretation: The above chart states that seminar, workshop, presentation etc are helpful in teaching. Even these learning activity supports to the teachers to enhance their teaching skills.



  
**DIRECTOR**  
 D.Y. Patil Institute of Master of Computer  
 Applications and Management  
 Akurdi, Pune-411 044

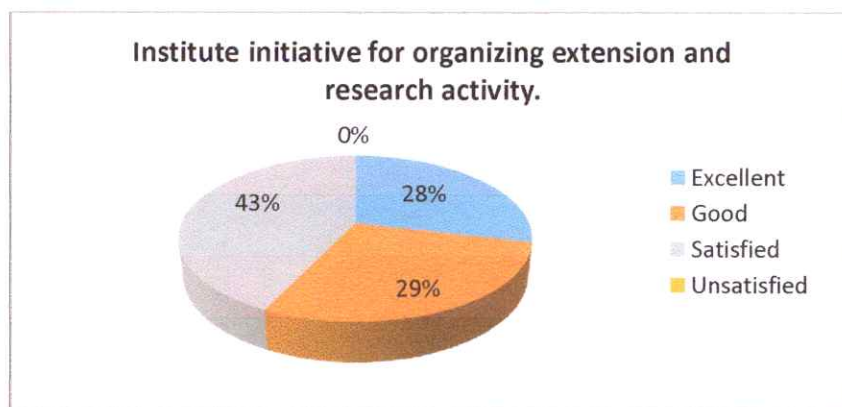


Encouragement from Institute to faculties to participate in FDPs/Syllabus revision workshops		
	Frequency	Percentage
Excellent	0	0.0
Good	5	71.4
Satisfied	2	28.6
Unsatisfied	0	0.0
Total	7	100.0



Interpretation: The above chart states that institute encourages to the teachers for participating in FDP and other related workshops so that teacher can have better learning with respect to the academic.

Institute initiative for organizing extension and research activity.		
	Frequency	Percentage
Excellent	2	28.6
Good	2	28.6
Satisfied	3	42.9
Unsatisfied	0	0.0
Total	7	100.0



Interpretation: The above chart states that institute takes initiative for organizing extension activities.

**Dr. Shalaka Parker**  
Dean MBA



*K. Nirmala*  
**Dr. K Nirmala**  
Director

**D. Y. Patil Institute of Master of Computer Applications and Management**  
Akurdi, Pune-411 044

Dr. D. Y. PatilPratishthan's

**Dr. D. Y. Patil Institute of Master of Computer Applications**

Sector No.29, Behind Akurdi Railway Station, Pradhikaran, Nigdi, Pune – 411044

Tel No: 020-27640998, 202737393, Fax no: 27653054,Website: www.dypimeca.ac.in, Email: director@dypimeca.ac.in

**(Approved by AICTE, Recognized by DTE, Mah.; Affiliated to SPPU and NBA Accredited)**

**Report of Feedback about MCA Curriculum**

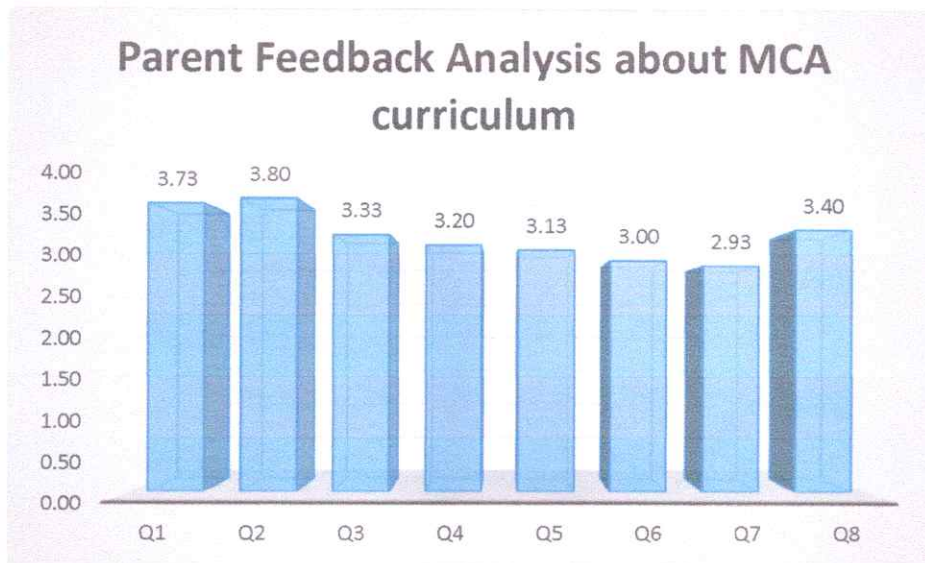
**Parents FEEDBACK ANALYSIS (MCA Program)**

**Academic Year 2021-22**

Q No.	Questions	N	Min	Max	Weighted Avg.
Q1	The SPPU curriculum is upgraded to meet skills required by an industry.	15	3	4	3.73
Q2	College library has sufficient number of prescribed books, reference books as per requirement	15	3	4	3.80
Q3	Cocurricular activities (Expert Sessions, Value added courses, etc)	15	3	4	3.33
Q4	Extra Curricular Activities (Like: Sports, cultural, Industrial Visits)	15	2	4	3.20
Q5	Extension activity conducted by college for generating social awareness	15	2	4	3.13
Q6	Computer Labs and Wi-Fi facility	15	1	4	3.00
Q7	Training and Placement Activity	15	1	4	2.93
Q8	Overall Feedback about Institute	15	2	4	3.40
<b>Average</b>					<b>3.32</b>



  
**DIRECTOR**  
D. Y. Patil Institute of Master of Computer  
Applications and Management  
Akurdi, Pune-411 044



#### Interpretations-

Average of parent feedback about MCA curriculum is 3.32 on the scale of 4 points; it is assumed that Parent perception about MCA syllabus is good. It is observed through analysis that Parents are less satisfied with Training and Placement activities. As per the suggestion given by parents more Extracurricular activities were planned in college.



  
**DIRECTOR**  
 D. Y. Patil Institute of Master of Computer  
 Applications and Management  
 Akurdi, Pune-411 044

**Frequency Tables and Charts (MCA-PARENTS FEEDBACK 2021-22)**

<b>The SPPU curriculum is upgraded to meet skills required by an industry.</b>				
		Frequency	Percent	Valid Percent
Valid	Good	4	26.67	26.67
	Excellent	11	73.33	73.33
	Total	15	100	100

The SPPU curriculum is upgraded to meet skills required by an industry



<b>College library has sufficient number of prescribed books, reference books as per requirement</b>				
		Frequency	Percent	Valid Percent
Valid	Good	3	20.00	20.00
	Excellent	12	80.00	80.00
	Total	15	100	100

College library has sufficient number of prescribed books, reference books as per requirement



**DIRECTOR**  
 D. Y. Patil Institute of Master of Computer  
 Applications and Management  
 Akurdi, Pune-411 044


Cocurricular activities (Expert Sessions, Value added courses, etc)				
		Frequency	Percent	Valid Percent
Valid	Good	10	66.67	66.67
	Excellent	5	33.33	33.33
	Total	15	100	100

Cocurricular activities (Expert Sessions, Value added courses, etc)



Extra Curricular Activities (Like: Sports, cultural, Industrial Visits)				
		Frequency	Percent	Valid Percent
Valid	Satisfactory	2	13.33	13.33
	Good	8	53.33	53.33
	Excellent	5	33.33	33.33
	Total	15	100	100

Extra Curricular Activities (Like: Sports, cultural, Industrial Visits)



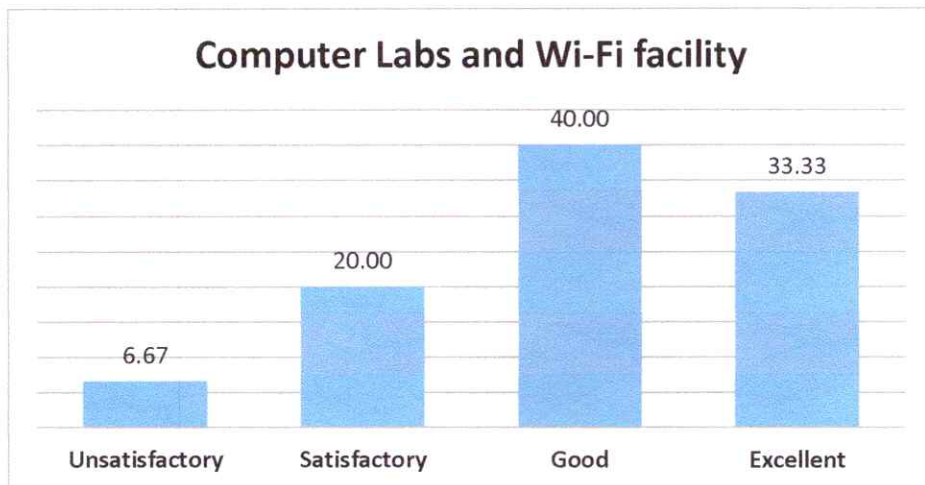
*K. Nimale*  
**DIRECTOR**  
 J. Y. Patil Institute of Master of Computer  
 Applications and Management  
 Akurdi, Pune-411 044

Extension activity conducted by college for generating social awareness				
		Frequency	Percent	Valid Percent
Valid	Satisfactory	3	20.00	20.00
	Good	7	46.67	46.67
	Excellent	5	33.33	33.33
	Total	15	100	100

Extension activity conducted by college for generating social awareness

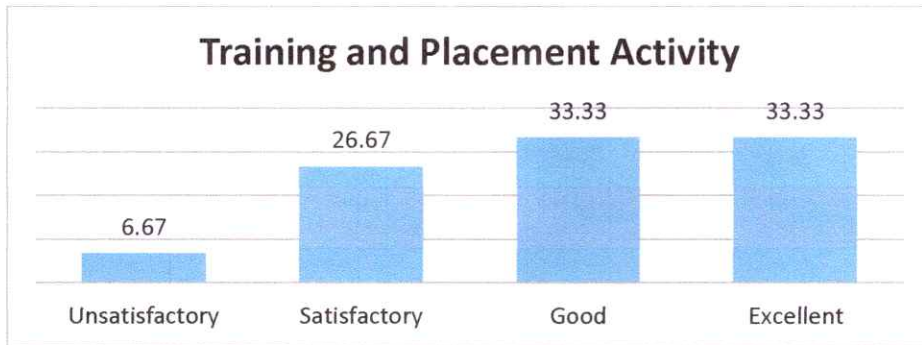


Computer Labs and Wi-Fi facility				
		Frequency	Percent	Valid Percent
Valid	Unsatisfactory	1	6.67	6.67
	Satisfactory	3	20.00	20.00
	Good	6	40.00	40.00
	Excellent	5	33.33	33.33
	Total	15	100	100

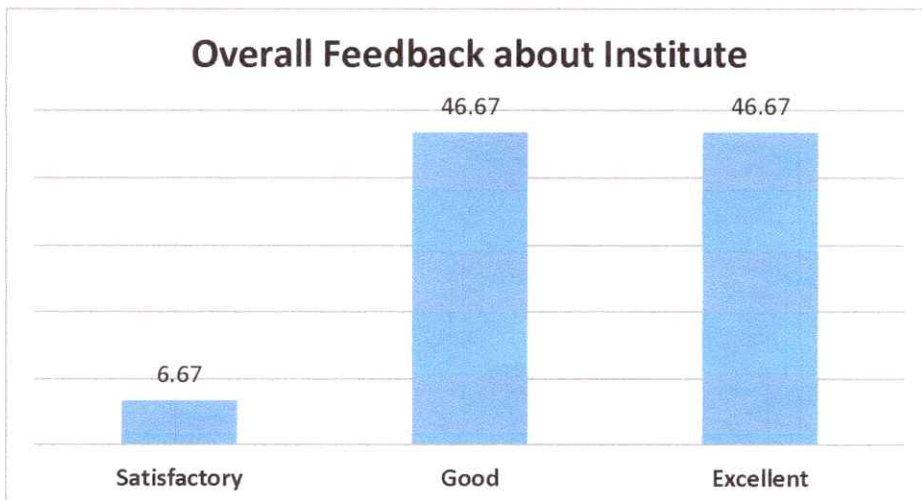


*K. Niomal*  
 DIRECTOR  
 D. Y. Patil Institute of Master of Computer  
 Applications and Management  
 Akurdi, Pune-411 044

Training and Placement Activity				
		Frequency	Percent	Valid Percent
Valid	Unsatisfactory	1	6.67	6.67
	Satisfactory	4	26.67	26.67
	Good	5	33.33	33.33
	Excellent	5	33.33	33.33
	Total	15	100	100



Overall Feedback about Institute				
		Frequency	Percent	Valid Percent
Valid	Satisfactory	1	6.67	6.67
	Good	7	46.67	46.67
	Excellent	7	46.67	46.67
	Total	15	100	100



  
 DIRECTOR  
 D. Y. Patil Institute of Master of Computer  
 Applications and Management  
 Akurdi, Pune-411 044

**Dr. D. Y. Patil Institute of Master of Computer Applications**

Sector No.29, Behind Akurdi Railway Station, Pradhikaran, Nigdi, Pune – 411044

Tel No: 020-27640998, 202737393, Fax no: 27653054, Website: www.dypimca.ac.in, Email: director@dypimca.ac.in

**(Approved by AICTE, Recognized by DTE, Mah.; Affiliated to SPPU and NBA Accredited)**

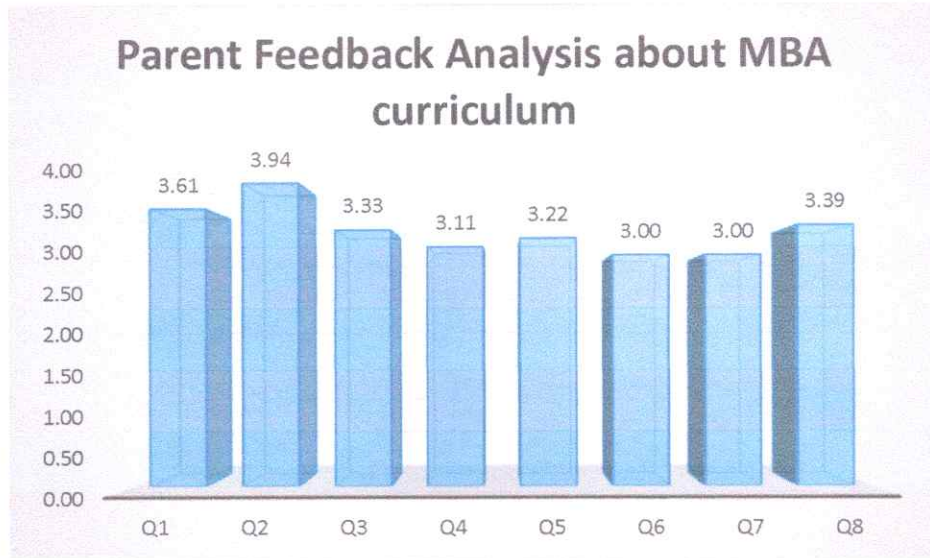
**PARENT FEEDBACK ANALYSIS (MBA Program)**  
**Academic Year 2021-22**

Q No.	Questions	N	Min	Max	Weighted Avg.
Q1	The SPPU curriculum is upgraded to meet skills required by an industry.	18	3	4	3.61
Q2	College library has sufficient number of prescribed books, reference books as per requirement	18	3	4	3.94
Q3	Co-curricular activities (Expert Sessions, Value added courses, etc.)	18	3	4	3.33
Q4	Extra Curricular Activities (Like: Sports, cultural, Industrial Visits)	18	1	4	3.11
Q5	Extension activity conducted by college for generating social awareness	18	2	4	3.22
Q6	Computer Labs and Wi-Fi facility	18	1	4	3.00
Q7	Training and Placement Activity	18	1	4	3.00
Q8	Overall Feedback about Institute	18	2	4	3.39
	<b>Average</b>				<b>3.33</b>



  
**DIRECTOR**  
 D. Y. Patil Institute of Master of Computer  
 Applications and Management  
 Akurdi, Pune-411 044





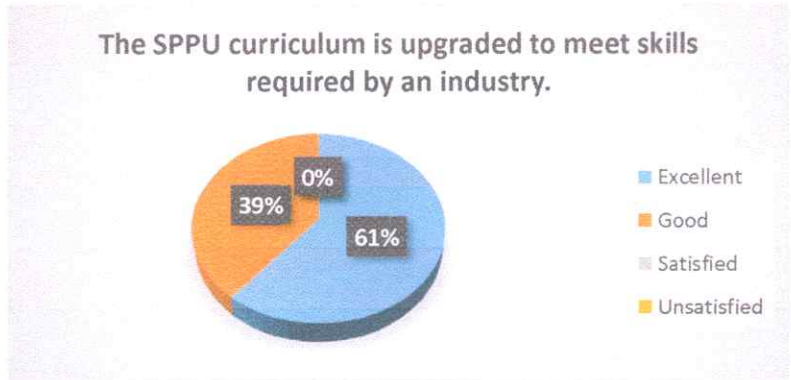
**Interpretations-** The analysis shows that the perception of Teachers about the SPPU MBA Syllabus is satisfactory.



  
**DIRECTOR**  
D. Y. Patil Institute of Master of Computer  
Applications and Management  
Akurdi, Pune-411 044


**Frequency Tables and Charts (MBA- PARENT FEEDBACK 2021-22)**

The SPPU curriculum is upgraded to meet skills required by an industry.		
	Frequency	Percentage
Excellent	11	61.1
Good	7	38.9
Satisfied	0	0.0
Unsatisfied	0	0.0
Total	18	100.0




Interpretation: Parents are satisfied with SPPU curriculum and it is upgraded to meet skills required by an industry

College library has sufficient number of prescribed books, reference books as per requirement		
	Frequency	Percentage
Excellent	17	94.4
Good	1	5.6
Satisfied	0	0.0
Unsatisfied	0	0.0
Total	18	100.0

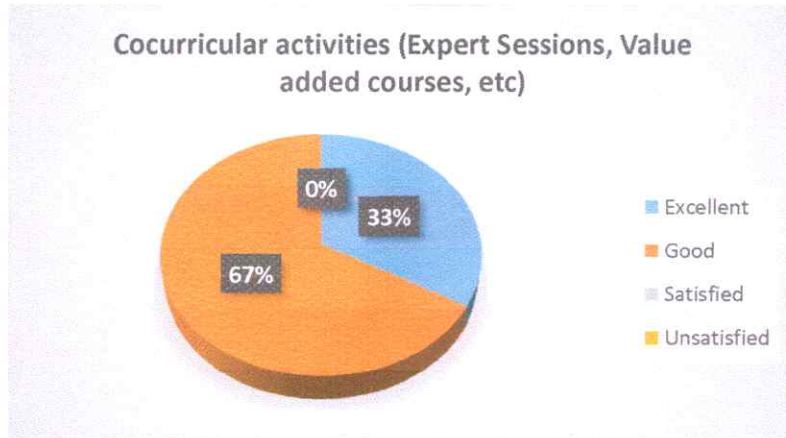


Interpretation: The above table states that the parents are of opinion that college library has sufficient number of prescribed books, reference books as per requirement



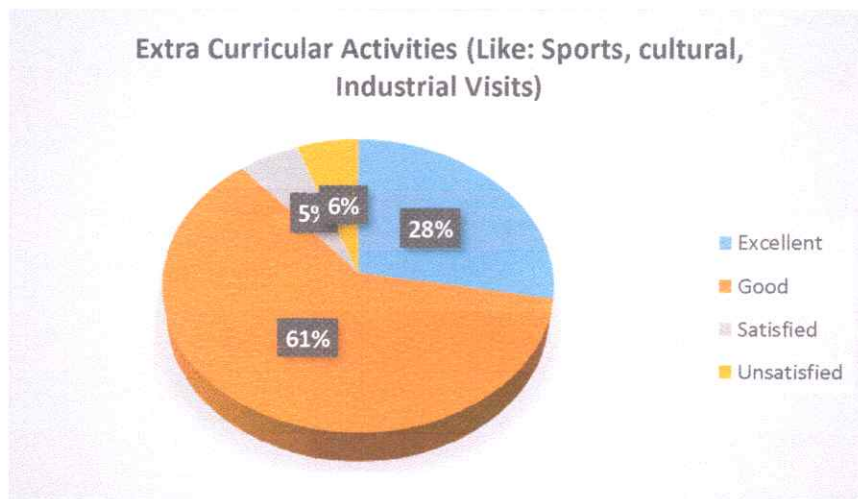
*K. Nimab*  
**DIRECTOR**  
 D. Y. Patil Institute of Master of Computer Applications and Management  
 Akurdi, Pune-411 044

Cocurricular activities (Expert Sessions, Value added courses, etc)		
	Frequency	Percentage
Excellent	6	33.3
Good	12	66.7
Satisfied	0	0.0
Unsatisfied	0	0.0
Total	18	100.0





Interpretation: Parents are of the opinion that the institute arranges Cocurricular activities (Expert Sessions, Value added courses, etc) for development of students

Extra Curricular Activities (Like: Sports, cultural, Industrial Visits)		
	Frequency	Percentage
Excellent	5	27.8
Good	11	61.1
Satisfied	1	5.6
Unsatisfied	1	5.6
Total	18	100.0

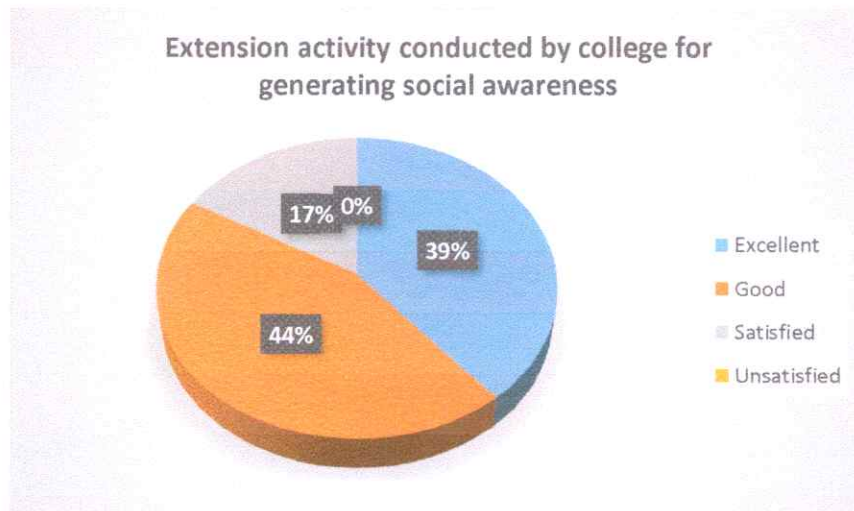


Interpretation: Parents are happy with the Extra Curricular Activities (Like: Sports, cultural, Industrial Visits)



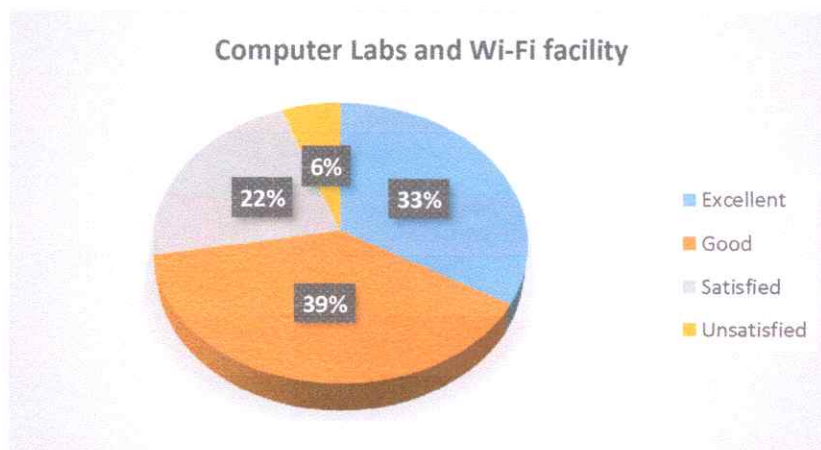
  
**DIRECTOR**  
 D. Y. Patil Institute of Master of Computer  
 Applications and Management  
 Akurdi, Pune-411 044

Extension activity conducted by college for generating social awareness		
	Frequency	Percentage
Excellent	7	38.9
Good	8	44.4
Satisfied	3	16.7
Unsatisfied	0	0.0
Total	18	100.0



Interpretation: Parents are satisfied with extension activity conducted by college for generating social awareness

Computer Labs and Wi-Fi facility		
	Frequency	Percentage
Excellent	6	33.3
Good	7	38.9
Satisfied	4	22.2
Unsatisfied	1	5.6
Total	18	100.0

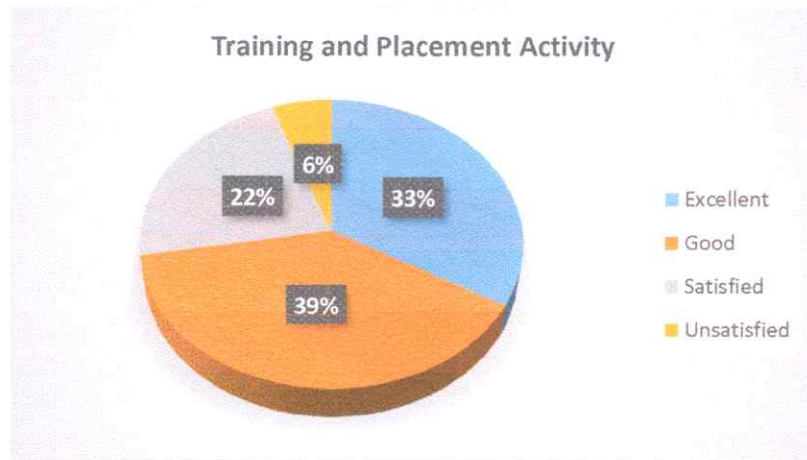


Interpretation: Parents are satisfied with Computer Labs and Wi-Fi facility



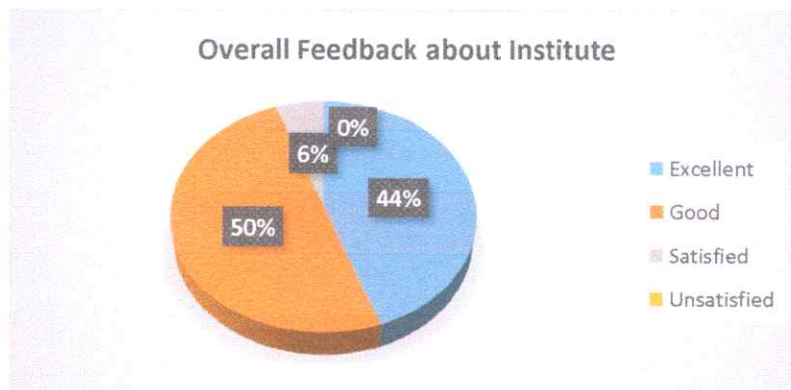
  
 J. Y. Patil Institute of Master of Computer  
 Applications and Management  
 Akurdi, Pune-411 044

Training and Placement Activity		
	Frequency	Percentage
Excellent	6	33.3
Good	7	38.9
Satisfied	4	22.2
Unsatisfied	1	5.6
Total	18	100.0



Interpretation: Parents are happy with the Training and Placement activities

Overall Feedback about Institute		
	Frequency	Percentage
Excellent	8	44.4
Good	9	50.0
Satisfied	1	5.6
Unsatisfied	0	0.0
Total	18	100.0



Interpretation: Parents are highly satisfied with the Institute

**Dr. Shalaka Parker**  
Dean MBA



*K. Nirmala*  
**Dr. K Nirmala**  
Director

D. Y. Patil Institute of Master of Computer  
Applications and Management  
Akurdi, Pune-411 044

**Dr. D. Y. Patil Institute of Master of Computer Applications**

Sector No.29, Behind Akurdi Railway Station, Pradhikaran, Nigdi, Pune – 411044

Tel No: 020-27640998, 202737393, Fax no: 27653054, Website: www.dypimca.ac.in, Email: director@dypimca.ac.in

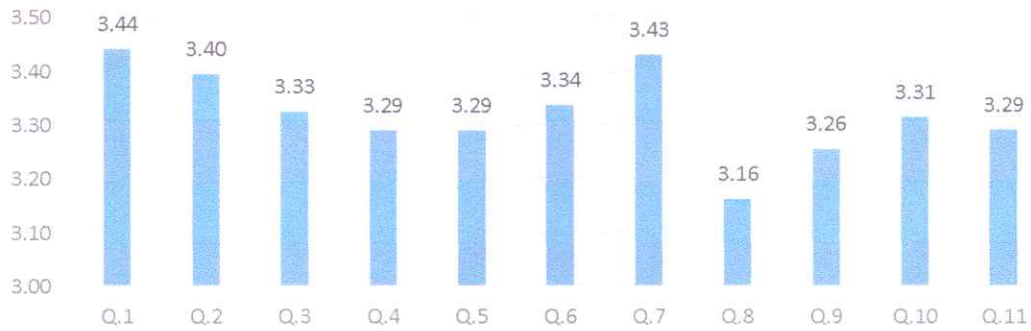
**(Approved by AICTE, Recognized by DTE, Mah.; Affiliated to SPPU and NBA Accredited)****Report of Feedback about MCA Curriculum****Students FEEDBACK ANALYSIS (MCA Program)  
Academic Year 2021-22**

Q No.	Questions	N	Min	Max	Weighted Avg.
Q1	The overall syllabus of SPPU	86	2	4	3.44
Q2	Depth of the course content including projects, practical	86	2	4	3.40
Q3	Knowledge gained from course	86	2	4	3.33
Q4	The curriculum meets to develop all the fundamental practical skills.	86	2	4	3.29
Q5	Clarity and up gradation of SPPU syllabus is as per industry.	86	1	4	3.29
Q6	Availability of resources (Books, Journals, & online material – NPTEL etc) in library	86	2	4	3.34
Q7	Extra efforts taken by institute (Seminar, Guest Lecture & Workshops)	86	2	4	3.43
Q8	Training and Placement activities/ Drives organized	86	1	4	3.16
Q9	Extracurricular Activities (Like: Sports, Industrial Visits), Cocurricular activities (Flip Class, Ted Talks, IT Assembly, Expert Sessions)	86	1	4	3.26
Q10	How you find extension activity (Cleanliness drive, Say no to plastic, Helmet day etc) organized in college?	86	1	4	3.31
Q.11	Computer Lab and Wi-Fi facility	86	1	4	3.29
	<b>Average</b>				<b>3.32</b>



*K. Nimish*  
DIRECTOR  
D. Y. Patil Institute of Master of Computer  
Applications and Management  
Akurdi, Pune-411 044

### Students Feedback Analysis about MCA curriculum



**Interpretations-** As the average of student's feedback of syllabus is 3.32 on the scale of 4 points, it is assumed that students perception about syllabus is good. It was observed through analysis that students likes extra efforts taken by institute by organizing seminars, Guest lectures and workshops along with Co-curricular and extracurricular activities.




*K. Nimab*  
**DIRECTOR**  
D. Y. Patil Institute of Master of Computer  
Applications and Management  
Akurdi, Pune-411 044

**Frequency Tables and Charts (MCA-Students FEEDBACK 2021-22)**

The overall syllabus of SPPU				
		Frequency	Percent	Valid Percent
Valid	Satisfactory	3	3.49	3.49
	Good	42	48.84	48.84
	Excellent	41	47.67	47.67
	Total	86	100	100

The overall syllabus of SPPU




Depth of the course content including projects, practical				
		Frequency	Percent	Valid Percent
Valid	Satisfactory	4	4.65	4.65
	Good	44	51.16	51.16
	Excellent	38	44.19	44.19
	Total	86	100	100



  
**DIRECTOR**  
 D. Y. Patil Institute of Master of Computer  
 Applications and Management  
 Akurdi, Pune-411 044




**Depth of the course content including projects,  
practical**



Knowledge gained from course				
		Frequency	Percent	Valid Percent
	Satisfactory	3	3.49	3.49
Valid	Good	52	60.47	60.47
	Excellent	31	36.05	36.05
	Total	86	100	100

**Knowledge gained from course**




The curriculum meets to develop all the fundamental practical skills.				
		Frequency	Percent	Valid Percent
	Satisfactory	7	8.14	8.14
Valid	Good	47	54.65	54.65
	Excellent	32	37.21	37.21
	Total	86	100	100



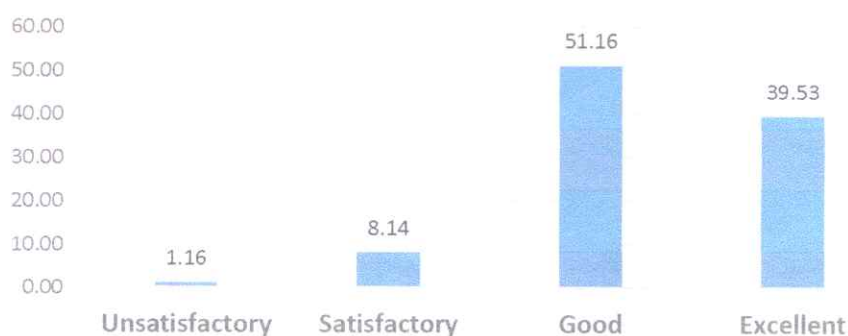
  
**DIRECTOR**  
 D. Y. Patil Institute of Master of Computer  
 Applications and Management  
 Akurdi, Pune-411 044

The curriculum meets to develop all the fundamental practical skills



Clarity and up gradation of SPPU syllabus is as per industry.				
		Frequency	Percent	Valid Percent
	Unsatisfactory	1	1.16	1.16
	Satisfactory	7	8.14	8.14
Valid	Good	44	51.16	51.16
	Excellent	34	39.53	39.53
	Total	86	100	100

Clarity and up gradation of SPPU syllabus is as per industry



Availability of resources (Books, Journals, & online material – NPTEL etc) in library				
		Frequency	Percent	Valid Percent
	Satisfactory	7	8.14	8.14
Valid	Good	43	50.00	50.00
	Excellent	36	41.86	41.86
	Total	86	100	100



*K. Nimale*  
DIRECTOR


D. Y. Patil Institute of Master of Computer Applications and Management  
Akurdi, Pune-411 044

Availability of resources (Books, Journals, & online material – NPTEL etc) in library




Extra efforts taken by institute (Seminar, Guest Lecture & Workshops)				
		Frequency	Percent	Valid Percent
	Satisfactory	5	5.81	5.81
Valid	Good	39	45.35	45.35
	Excellent	42	48.84	48.84
	Total	86	100	100

Extra efforts taken by institute (Seminar, Guest Lecture & Workshops)



Training and Placement activities/ Drives organized				
		Frequency	Percent	Valid Percent
	Unsatisfactory	2	2.33	2.33
	Satisfactory	12	13.95	13.95
Valid	Good	42	48.84	48.84
	Excellent	30	34.88	34.88
	Total	86	100	100



*K. Nimish*  
**DIRECTOR**  
 D.Y. Patil Institute of Master of Computer  
 Applications and Management  
 Akurdi, Pune-411 044

**Training and Placement activities/ Drives  
organized**




Extracurricular Activities (Like: Sports, Industrial Visits), Cocurricular activities (Flip Class, Ted Talks, IT Assembly, Expert Sessions)				
		Frequency	Percent	Valid Percent
	Unsatisfactory	1	1.16	1.16
	Satisfactory	12	13.95	13.95
Valid	Good	37	43.02	43.02
	Excellent	36	41.86	41.86
	Total	86	100	100

**Extracurricular Activities (Like: Sports, Industrial  
Visits), Cocurricular activities (Flip Class, Ted  
Talks, IT Assembly, Expert Sessions)**



How you find extension activity (Cleanliness drive, Say no to plastic, Helmet day etc) organized in college?				
		Frequency	Percent	Valid Percent
	Unsatisfactory	1	1.16	1.16
	Satisfactory	6	6.98	6.98
Valid	Good	44	51.16	51.16
	Excellent	35	40.70	40.70
	Total	86	100	100



*K. N. Namb*  
**DIRECTOR**

D. Y. Patil Institute of Master of Computer  
Applications and Management  
Akurdi, Pune-411 044

How you find extension activity (Cleanliness drive, Say no to plastic, Helmet day etc) organized in college?



Computer Lab and Wi-Fi facility				
		Frequency	Percent	Valid Percent
	Unsatisfactory	1	1.16	1.16
	Satisfactory	11	12.79	12.79
Valid	Good	36	41.86	41.86
	Excellent	38	44.19	44.19
	Total	86	100	100

Computer Lab and Wi-Fi facility



*K. Nimish*  
**DIRECTOR**  
 D. Y. Patil Institute of Master of Computer  
 Applications and Management  
 Akurdi, Pune-411 044

**Dr. D. Y. Patil Institute of Master of Computer Applications**

Sector No.29, Behind Akurdi Railway Station, Pradhikaran, Nigdi, Pune – 411044

Tel No: 020-27640998, 202737393. Fax no: 27653054, Website: www.dypimca.ac.in, Email: director@dypimca.ac.in

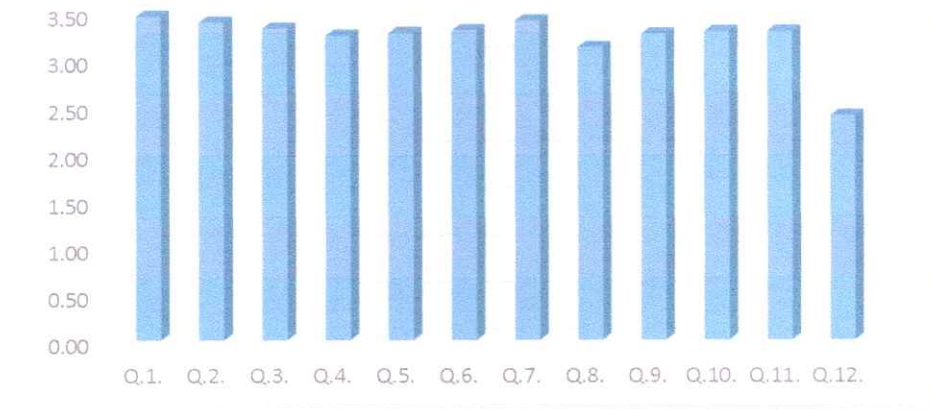
**(Approved by AICTE, Recognized by DTE, Mah.; Affiliated to SPPU and NBA Accredited)****STUDENT FEEDBACK ANALYSIS (MBA Program)  
Academic Year 2021-22**

Q No.	Questions	N	Min	Max	Weighted Avg.
Q1	The overall syllabus of SPPU	77	2	4	3.45
Q2	Depth of the course content including projects, practical	77	2	4	3.39
Q3	Knowledge gained from course	77	2	4	3.32
Q4	The curriculum meets to develop all the fundamental practical skills.	77	2	4	3.25
Q5	Clarity and up gradation of SPPU syllabus is as per industry.	77	1	4	3.27
Q6	Availability of resources (Books, Journals, & online material – NPTEL etc. ) in library	77	2	4	3.30
Q7	Extra efforts taken by institute (Seminar, Guest Lecture & Workshops)	77	2	4	3.40
Q8	Training and Placement activities/ Drives organized	77	1	4	3.12
Q9	Extracurricular Activities (Like: Sports, Industrial Visits), Cocurricular activities (Flip Class, Ted Talks, IT Assembly, Expert Sessions)	77	1	4	3.26
Q10	How you find extension activity (Cleanliness drive, Say no to plastic, Helmet day etc.) organized in college?	77	1	4	3.29
Q11	Computer Lab and Wi-Fi facility	77	2	4	3.29
Q12	Overall Rating	77	1	4	2.39
<b>Average</b>					<b>3.23</b>



  
**DIRECTOR**  
 D. Y. Patil Institute of Master of Computer  
 Applications and Management  
 Akurdi, Pune-411 044

### Student Feedback Analysis about MBA Curriculum



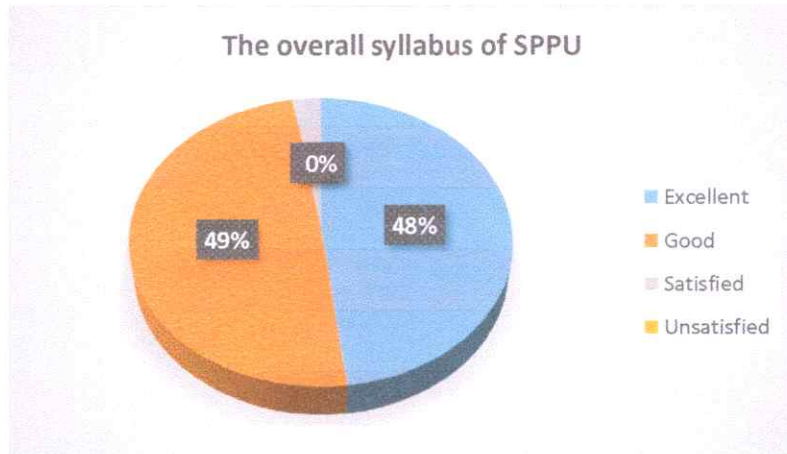
**Interpretations-** The above graph depicts that the students are Satisfied about the curriculum



*K. Nimb*  
DIRECTOR  
D. Y. Patil Institute of Master of Computer  
Applications and Management  
Akurdi, Pune-411 044

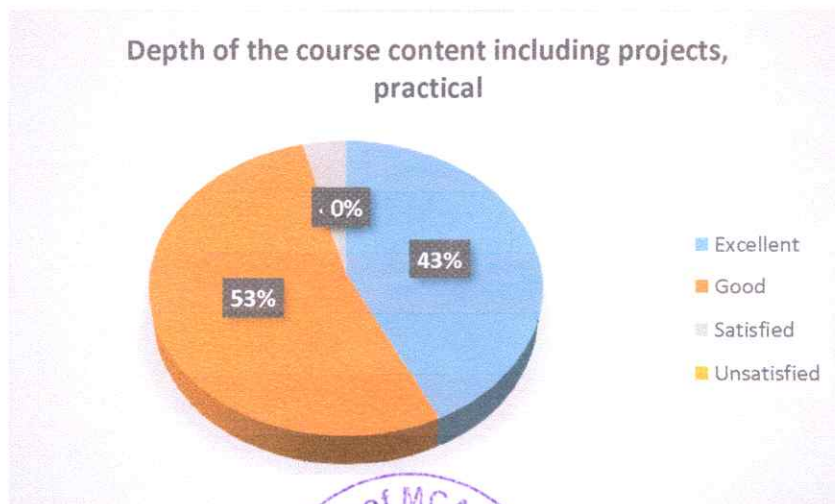
**Frequency Tables and Charts (MBA- STUDENT FEEDBACK 2021-22)**

The overall syllabus of SPPU		
	Frequency	Percentage
Excellent	37	48.1
Good	38	49.4
Satisfied	2	2.6
Unsatisfied	0	0.0
Total	77	100.0




Interpretation: The above graph shows that students are satisfied with the overall syllabus of SPPU

Depth of the course content including projects, practical		
	Frequency	Percentage
Excellent	33	42.9
Good	41	53.2
Satisfied	3	3.9
Unsatisfied	0	0.0
Total	77	100.0



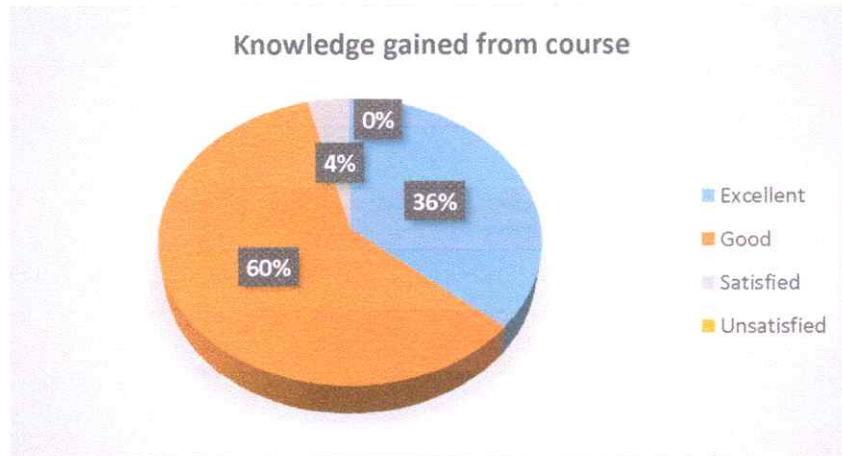
Interpretation: The above graph shows that students are satisfied with the depth of the course content including projects, practical



*K. Nomab*  
 DIRECTOR  
 D. Y. Patil Institute of Master of Computer  
 Applications and Management

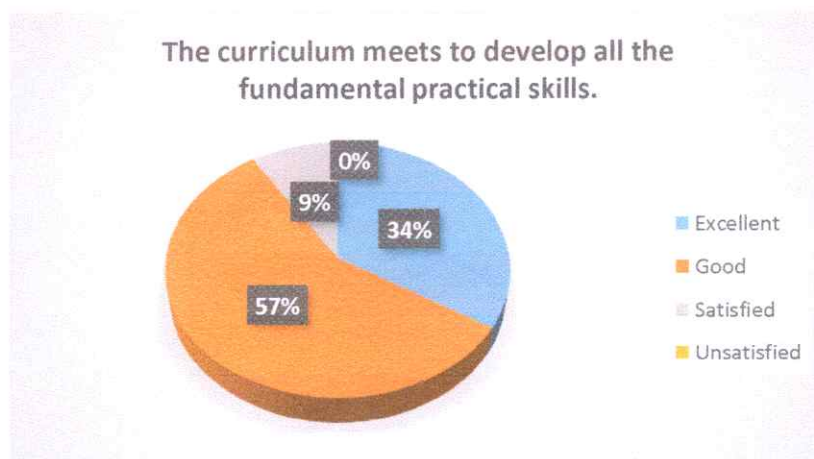


Knowledge gained from course		
	Frequency	Percentage
Excellent	28	36.4
Good	46	59.7
Satisfied	3	3.9
Unsatisfied	0	0.0
Total	77	100.0



Interpretation: Students are of the opinion that they gained knowledge from the MBA curriculum

The curriculum meets to develop all the fundamental practical skills.		
	Frequency	Percentage
Excellent	26	33.8
Good	44	57.1
Satisfied	7	9.1
Unsatisfied	0	0.0
Total	77	100.0

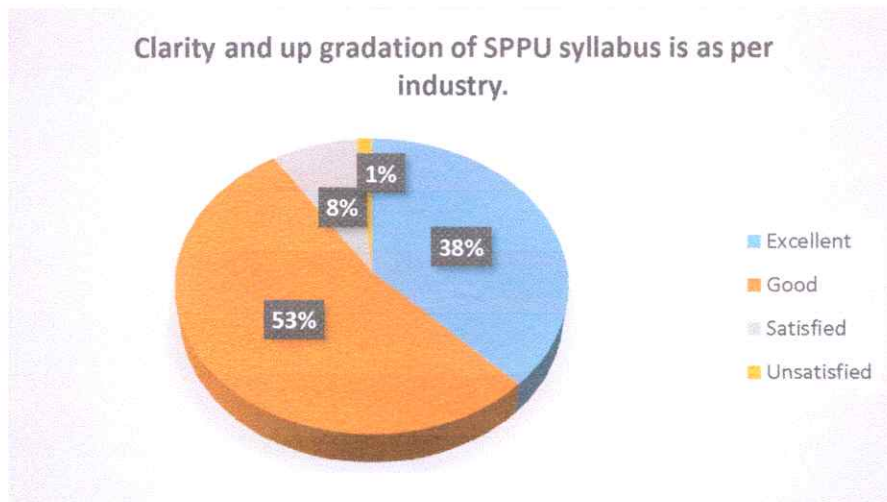


Interpretation: Students are satisfied with the curriculum as it meets to develop all the fundamental practical skills.



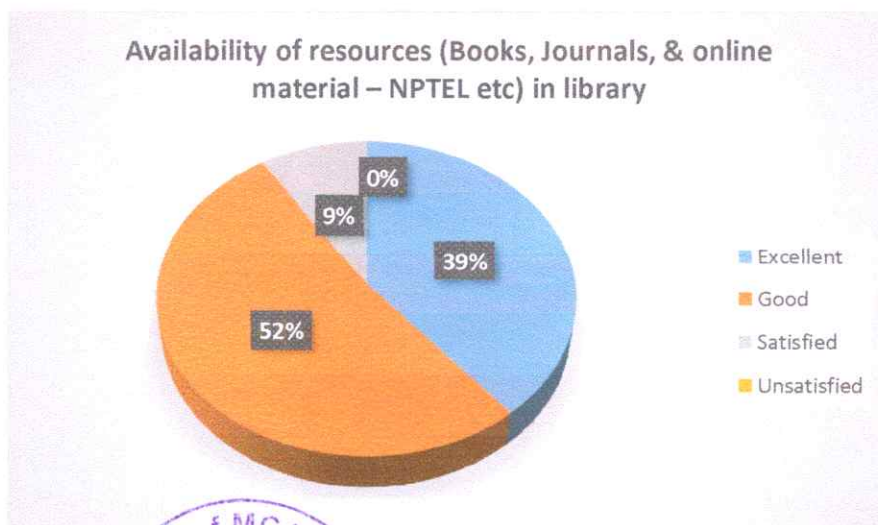
  
**DIRECTOR**  
 D. Y. Patil Institute of Master of Computer  
 Applications and Management  
 Akurdi, Pune-411 044

Clarity and up gradation of SPPU syllabus is as per industry.		
	Frequency	Percentage
Excellent	29	37.7
Good	41	53.2
Satisfied	6	7.8
Unsatisfied	1	1.3
Total	77	100.0




Interpretation: Students are of the opinion that the curriculum provides clarity and it is up graded as per industry

Availability of resources (Books, Journals, & online material – NPTEL etc) in library		
	Frequency	Percentage
Excellent	30	39.0
Good	40	51.9
Satisfied	7	9.1
Unsatisfied	0	0.0
Total	77	100.0



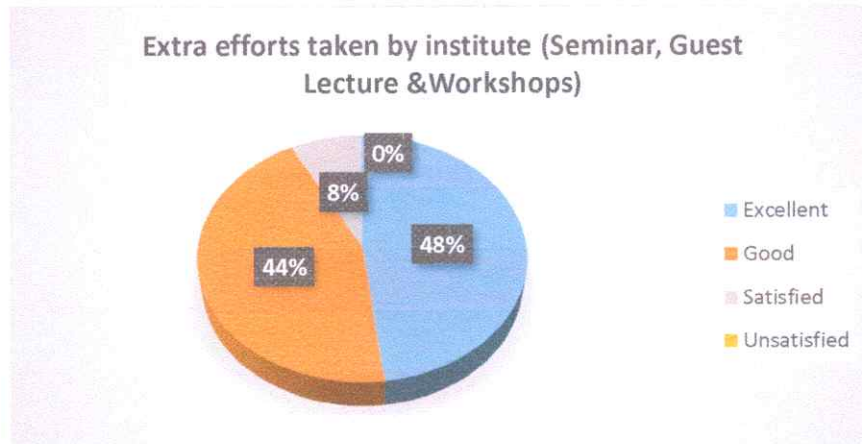
Interpretation: Students are satisfied with the availability of resources (Books, Journals, &



*K. N. Nimbale*  
**DIRECTOR**  
 D. Y. Patil Institute of Master of Computer Applications and Management Studies

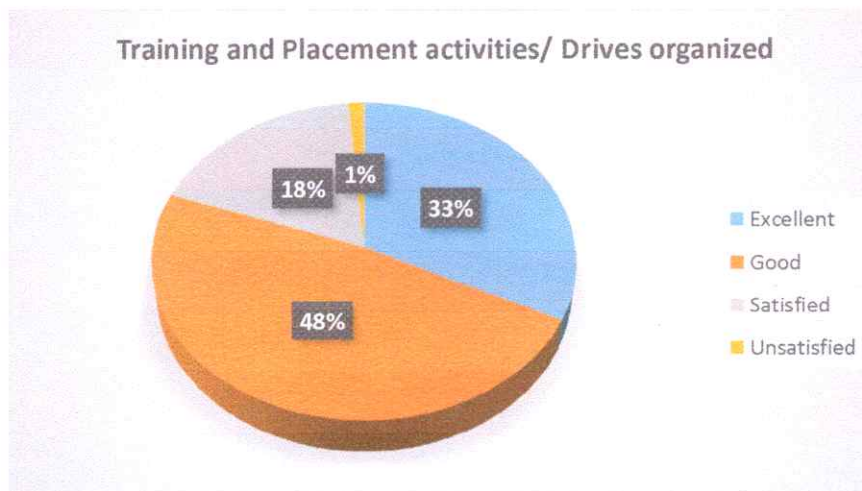
online material – NPTEL etc) in library

Extra efforts taken by institute (Seminar, Guest Lecture & Workshops)		
	Frequency	Percentage
Excellent	37	48.1
Good	34	44.2
Satisfied	6	7.8
Unsatisfied	0	0.0
Total	77	100.0



Interpretation: Students are of the opinion that extra efforts are taken by institute (Seminar, Guest Lecture & Workshops) and they are Good for student development

Training and Placement activities/ Drives organized		
	Frequency	Percentage
Excellent	25	32.5
Good	37	48.1
Satisfied	14	18.2
Unsatisfied	1	1.3
Total	77	100.0

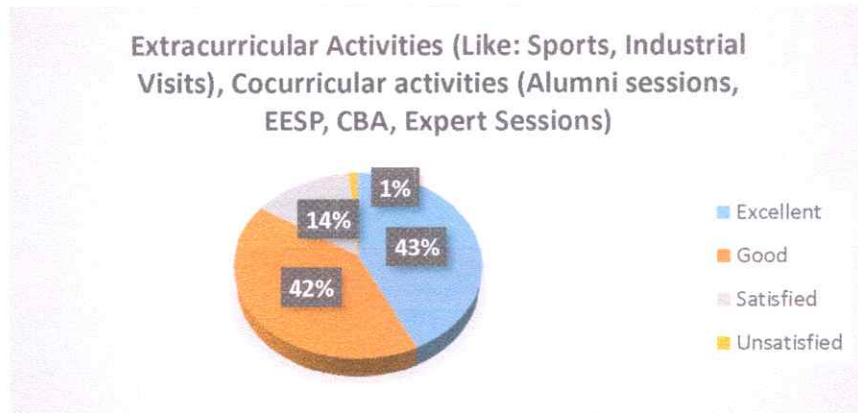


Interpretation:



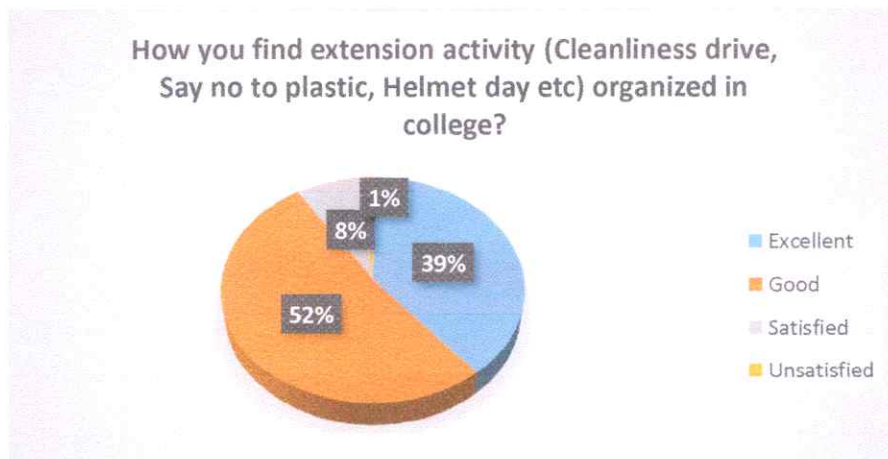
*B. Nimish*  
**DIRECTOR**  
 D. Y. Patil Institute of Master of Computer  
 Applications and Management  
 Akurdi, Pune 411 044

Extracurricular Activities (Like: Sports, Industrial Visits), Cocurricular activities (Alumni sessions, EESP, CBA, Expert Sessions)		
	Frequency	Percentage
Excellent	33	42.9
Good	32	41.6
Satisfied	11	14.3
Unsatisfied	1	1.3
Total	77	100.0



Interpretation:

How you find extension activity (Cleanliness drive, Say no to plastic, Helmet day etc) organized in college?		
	Frequency	Percentage
Excellent	30	39.0
Good	40	51.9
Satisfied	6	7.8
Unsatisfied	1	1.3
Total	77	100.0

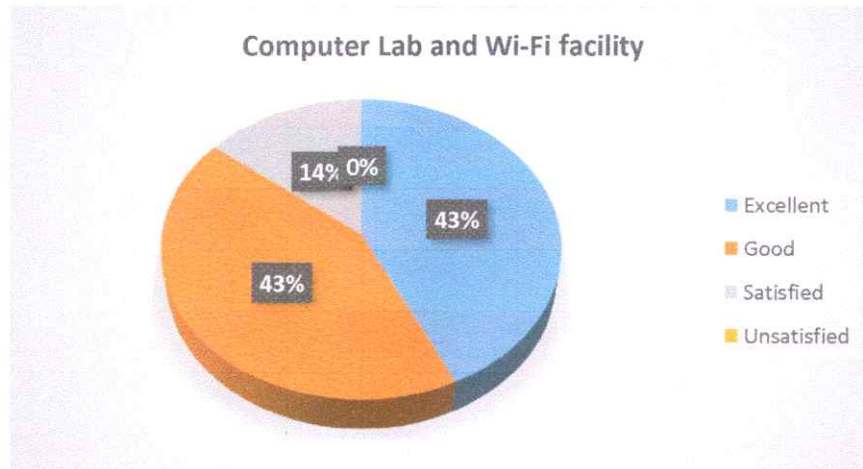


Interpretation:



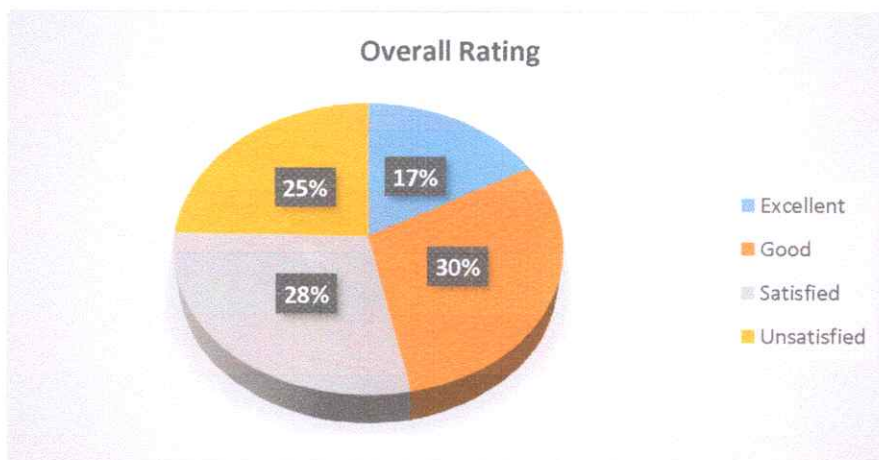
  
**DIRECTOR**  
 D. Y. Patil Institute of Master of Computer  
 Applications and Management  
 Akurdi, Pune-411 044

Computer Lab and Wi-Fi facility		
	Frequency	Percentage
Excellent	33	42.9
Good	33	42.9
Satisfied	11	14.3
Unsatisfied	0	0.0
Total	77	100.0




Interpretation:

Overall Rating		
	Frequency	Percentage
Excellent	13	16.9
Good	23	29.9
Satisfied	22	28.6
Unsatisfied	19	24.7
Total	77	100.0



Interpretation:



**DIRECTOR**  
D. Y. Patil Institute of Master of Computer  
Applications and Management  
Akurdi, Pune-411 044